



US00D477129S

(12) **United States Design Patent**
Ramer

(10) **Patent No.:** **US D477,129 S**

(45) **Date of Patent:** **** Jul. 15, 2003**

(54) **GOLF SANDAL SOLE**

(76) **Inventor:** **John Ramer**, 69 Borrows Rd.,
Foxboro, MA (US) 02035

(**) **Term:** **14 Years**

(21) **Appl. No.:** **29/167,548**

(22) **Filed:** **Sep. 17, 2002**

(51) **LOC (7) Cl.** **02-04**

(52) **U.S. Cl.** **D2/952; D2/947; D2/951;**
D2/957

(58) **Field of Search** **D2/896, 902, 908,**
D2/909, 914, 946-949, 951-962, 967, 972,
977; 36/7.1, 7.2, 7.3, 7.5, 14, 22 R, 25 R,
32 A, 32 R, 59 R, 239

(56) **References Cited**

U.S. PATENT DOCUMENTS

D90,356 S	*	7/1933	Brockman	
D256,627 S	*	9/1980	Lu	D2/906
D257,799 S	*	1/1981	Combaret	D2/955
D280,355 S	*	9/1985	Austin	D2/956
D321,587 S	*	11/1991	Hase	D2/959
D348,558 S	*	7/1994	Saez	D2/956
D356,672 S	*	3/1995	Ueda	D2/959

D387,545 S	*	12/1997	Cintron et al.	D2/951
D387,938 S	*	12/1997	Lucas	D2/951
D397,545 S	*	9/1998	Davidowitz et al.	D2/926
D420,209 S	*	2/2000	Singer	D2/951
D420,496 S	*	2/2000	Singer	D2/951
D420,786 S	*	2/2000	Ramer et al.	D2/952
6,289,611 B1	*	9/2001	Patterson et al.	36/127

* cited by examiner

Primary Examiner—Celia Murphy

(74) *Attorney, Agent, or Firm*—Steven N. Fox, Esq.

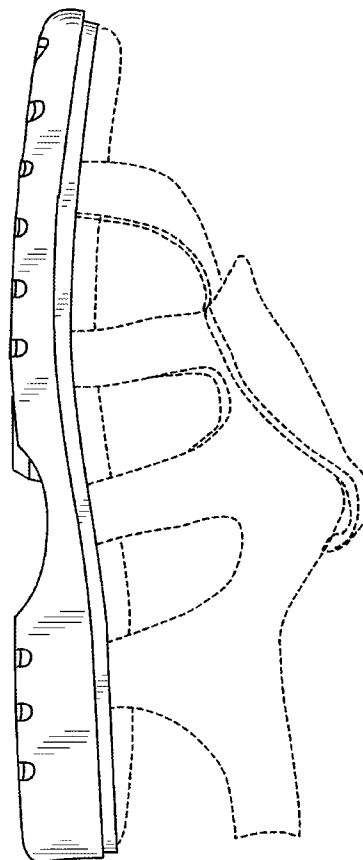
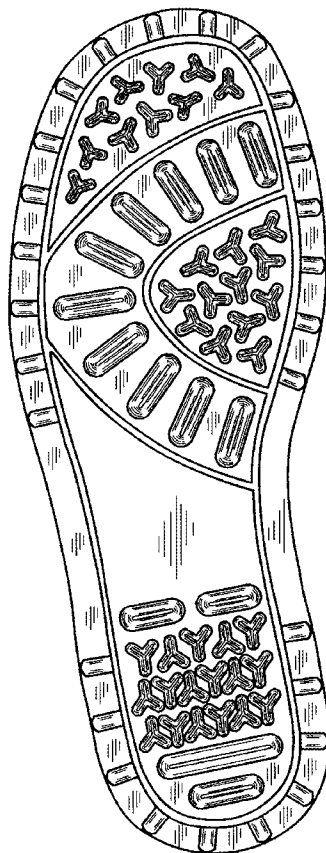
(57) **CLAIM**

The ornamental design of a “golf sandal sole”, as shown and described.

DESCRIPTION

FIG. 1 is a bottom plan view of the present invention; FIG. 2 is a rear elevation view of the present invention; FIG. 3 is a bottom perspective view of the present invention; FIG. 4 is a side elevation view of the present invention; FIG. 5 is a side elevation view of the present invention; and, FIG. 6 is a front elevation view of the present invention. The upper sole of the present invention shown in broken lines is for environmental illustration and is not part of the claim.

1 Claim, 2 Drawing Sheets



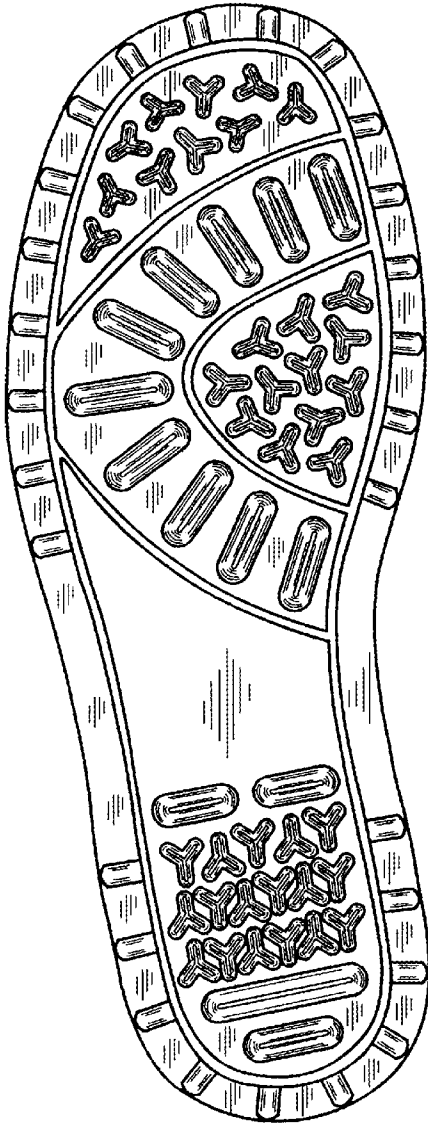


FIG. 1

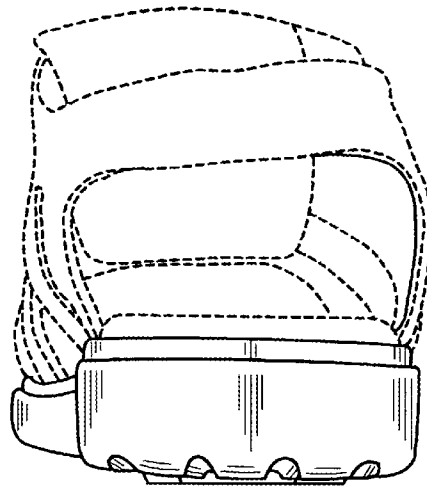


FIG. 2

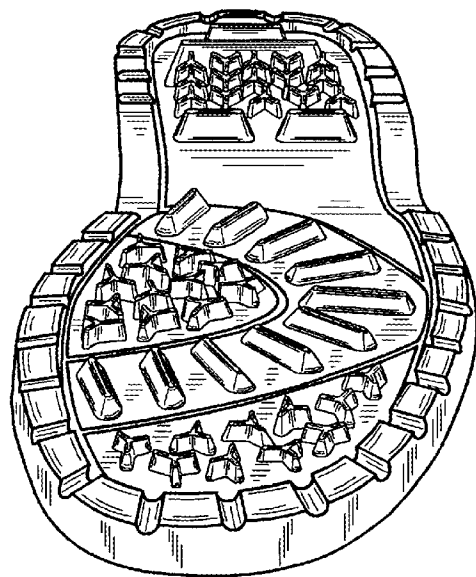


FIG. 3

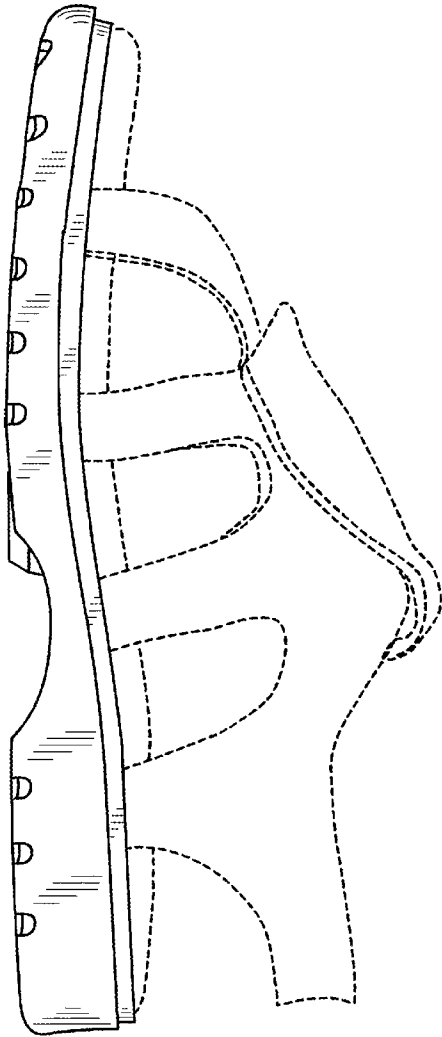


FIG. 4

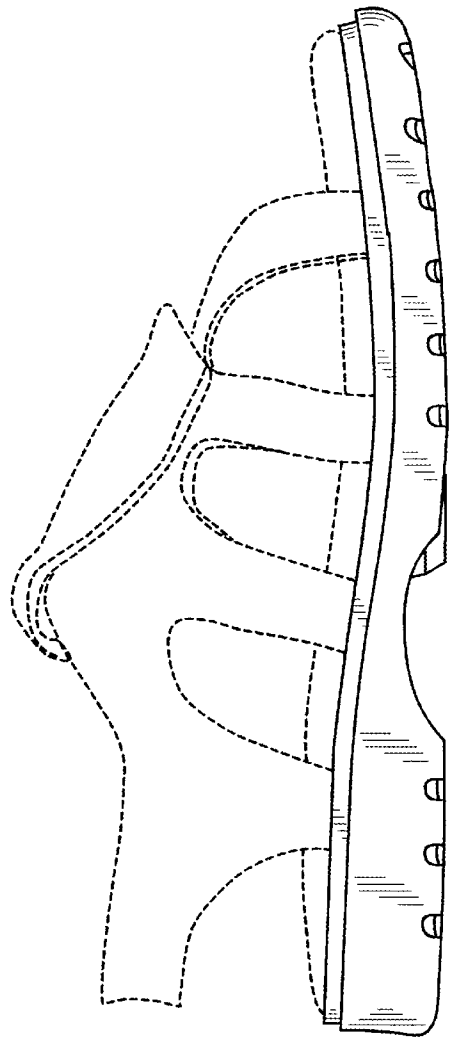


FIG. 5

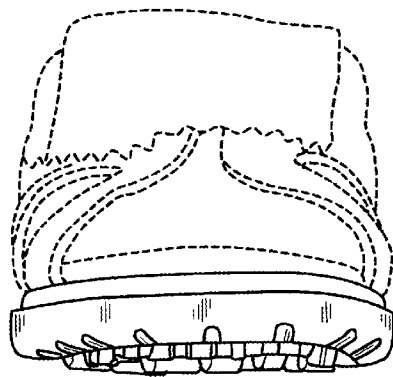


FIG. 6