



US00D510485S

(12) **United States Design Patent**
Selby

(10) **Patent No.:** **US D510,485 S**

(45) **Date of Patent:** **** Oct. 11, 2005**

(54) **KNEELER SEAT**

(76) **Inventor:** **William J. Selby**, 1530 West Dr.,
Stoughton, MA (US) 02072

(**) **Term:** **14 Years**

(21) **Appl. No.:** **29/204,982**

(22) **Filed:** **May 7, 2004**

(51) **LOC (8) Cl.** **07-01**

(52) **U.S. Cl.** **D6/330**

(58) **Field of Search** D6/330, 349, 353,
D6/500, 335, 367, 484; 5/632; 297/423.11,
461, 462, 423.39, 423.1; 280/32.5

(56) **References Cited**

U.S. PATENT DOCUMENTS

D265,026 S	*	6/1982	Macho et al.	D6/353
D291,264 S	*	8/1987	Mengshoel et al.	D6/335
D294,546 S	*	3/1988	Opsvik	D6/500
D303,877 S	*	10/1989	Norton	D6/349
D311,282 S	*	10/1990	Tooley	D6/349
D371,463 S	*	7/1996	Cohan et al.	D6/349
5,865,507 A	*	2/1999	Earl, Jr.	297/423.11
5,882,081 A	*	3/1999	Earl, Jr.	297/423.11
D407,569 S	*	4/1999	Underbrink et al.	D6/349

D410,797 S	*	6/1999	Walters	D6/349
6,298,508 B1	*	10/2001	McCloskey	5/632
6,302,413 B1	*	10/2001	Comeaux	280/32.5

* cited by examiner

Primary Examiner—Ruth McInroy

Assistant Examiner—Terrence Huang

(74) *Attorney, Agent, or Firm*—Steven N. Fox

(57) **CLAIM**

The ornamental design for a kneeler seat, as shown and described.

DESCRIPTION

FIG. 1 is a top perspective view for a kneeler seat when used for sitting showing my new design;

FIG. 2 is a bottom perspective view when used for kneeling thereof;

FIG. 3 is a front elevation view thereof, the opposite side being a mirror image;

FIG. 4 is a top view thereof;

FIG. 5 is a bottom view thereof; and,

FIG. 6 is a side view thereof, the opposite side being a mirror image.

1 Claim, 5 Drawing Sheets

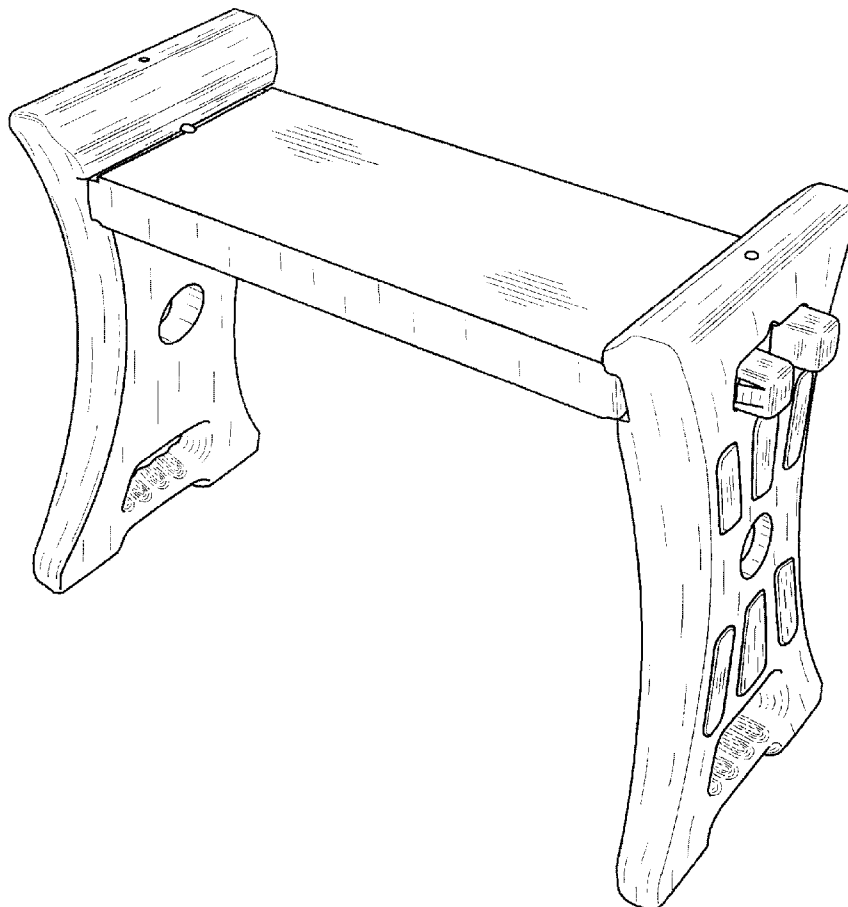
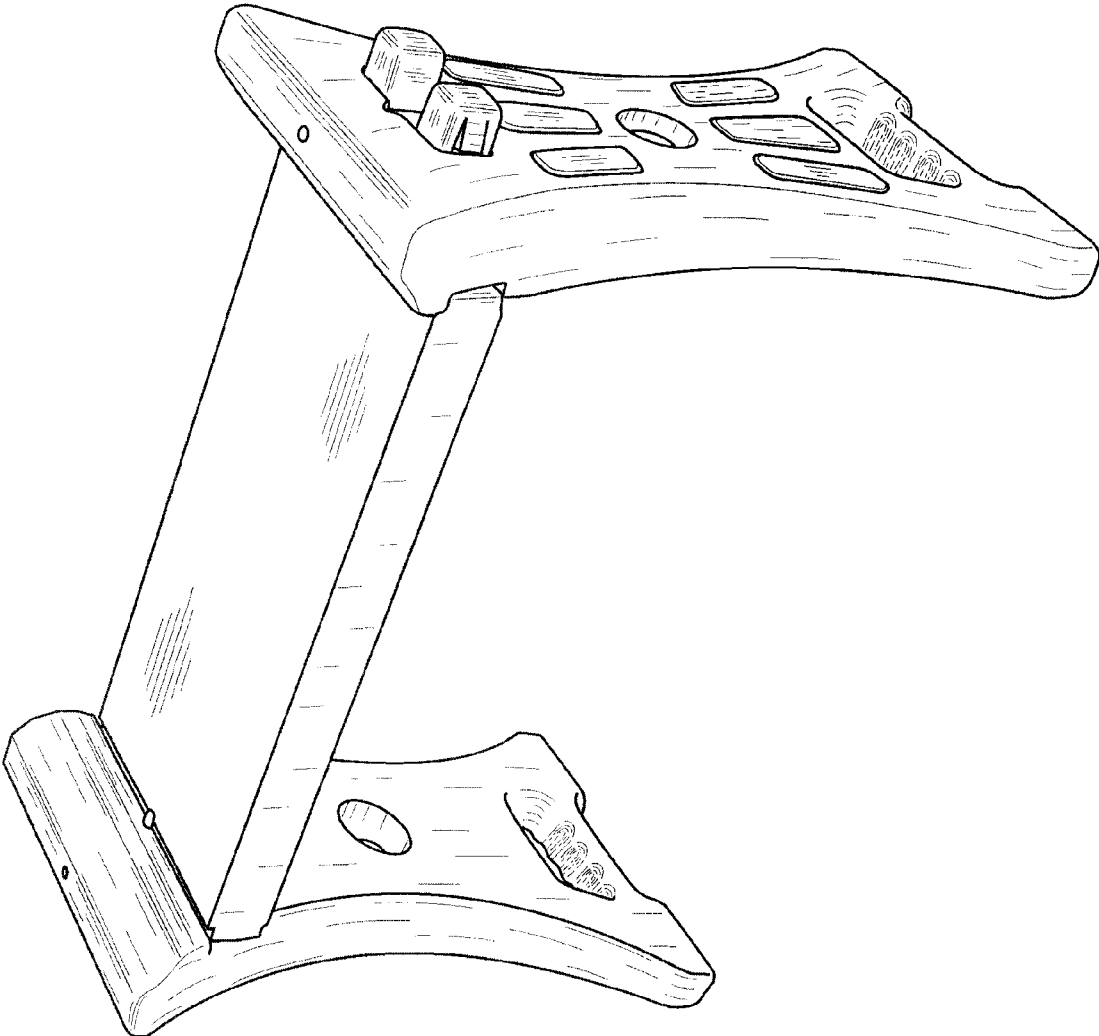


FIG. 1



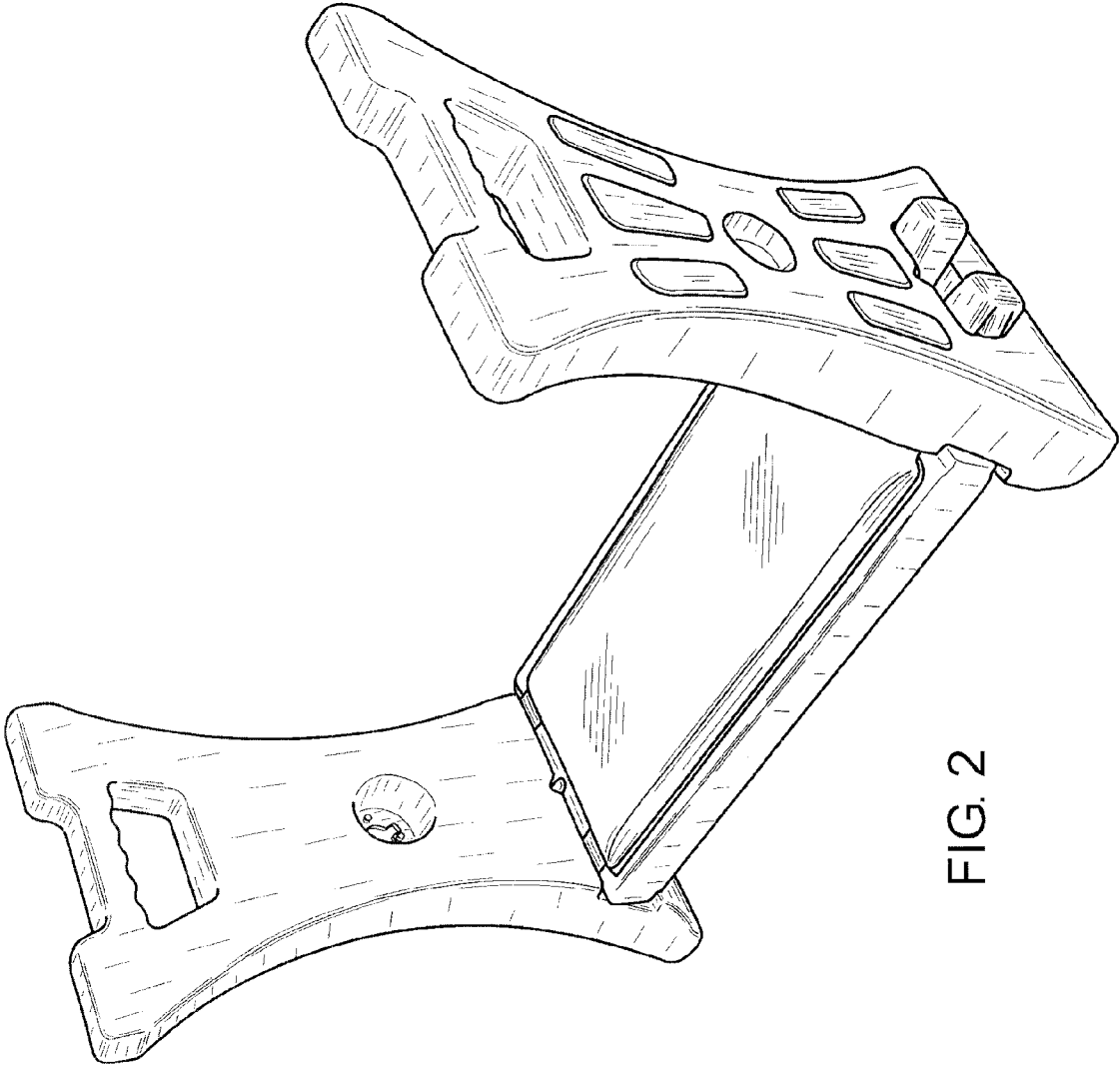


FIG. 2

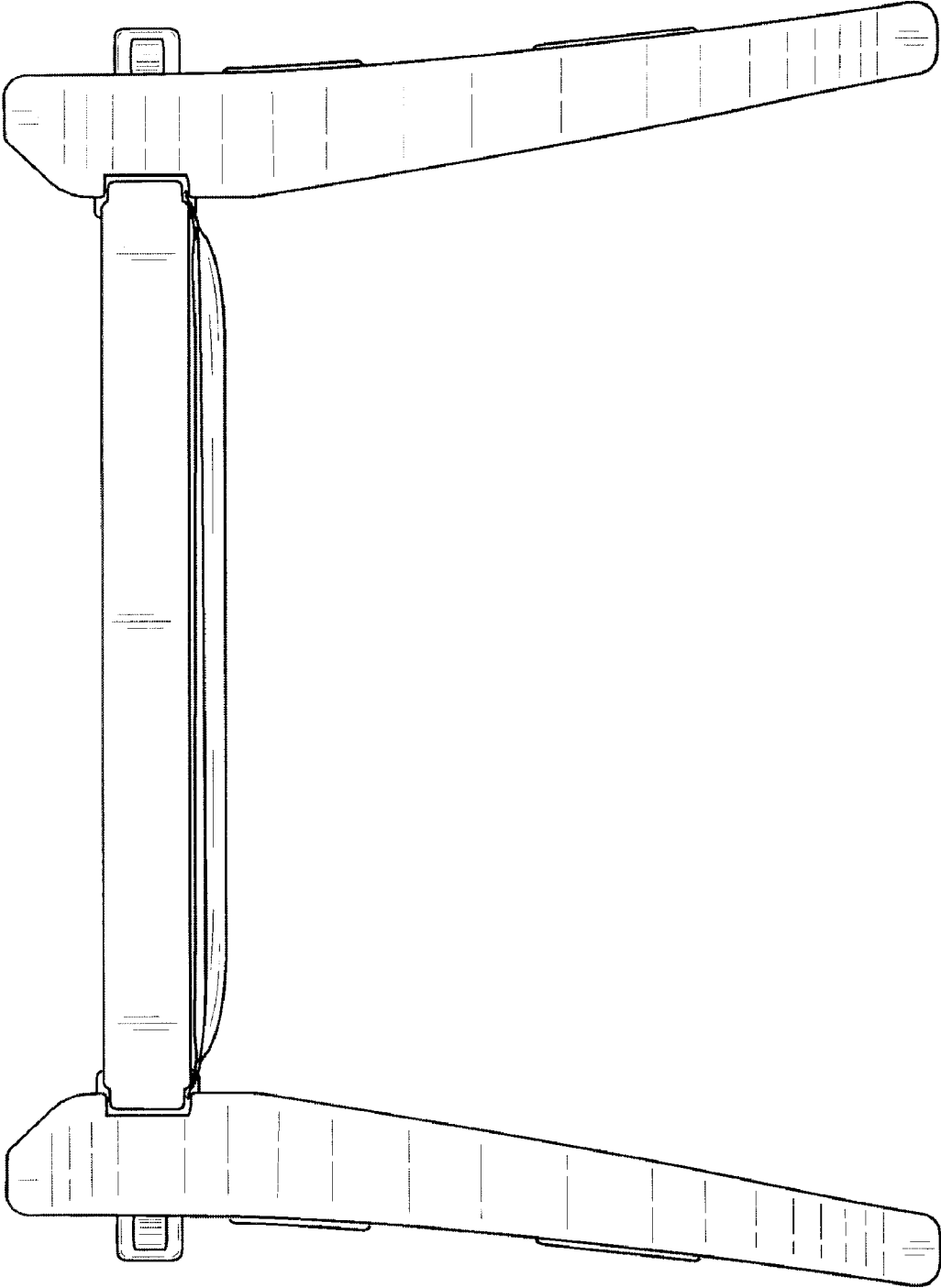


FIG. 3

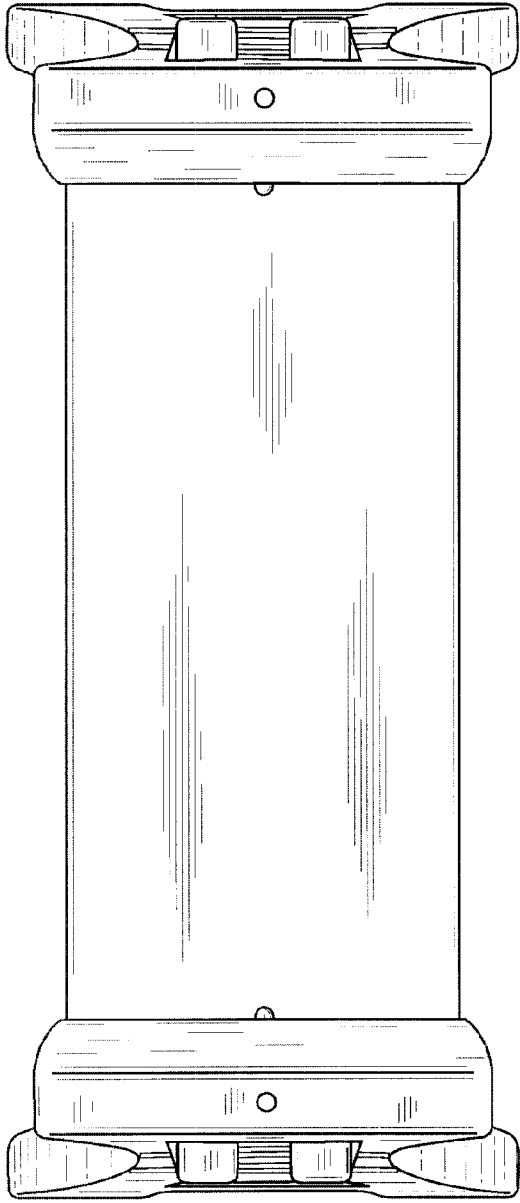


FIG. 4

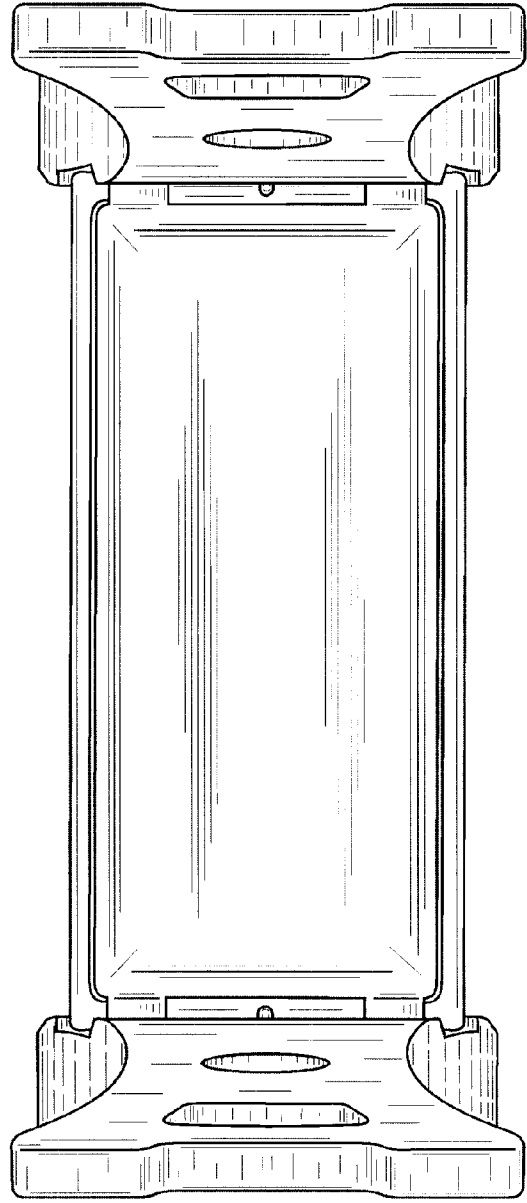


FIG. 5

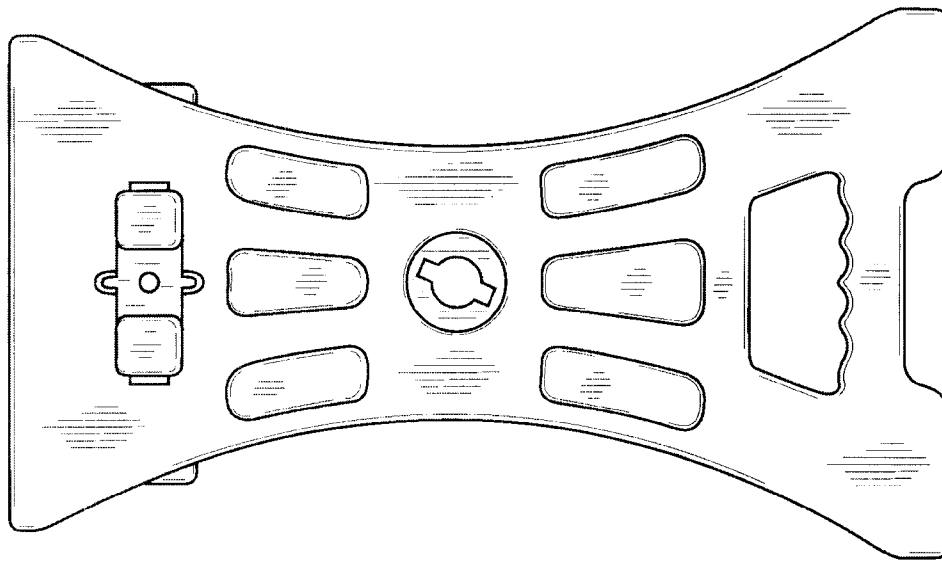


FIG. 6