



US00D537312S

(12) **United States Design Patent**
Nenadich et al.

(10) **Patent No.:** **US D537,312 S**

(45) **Date of Patent:** **** Feb. 27, 2007**

(54) **HAIR CUTTING SHEAR**

(75) Inventors: **Stephen M. Nenadich**, Redlands, CA
(US); **Donald L. Shedrow**, Charlotte,
NC (US)

(73) Assignee: **International Consulting Associates,
Inc.**, Redlands, CA (US)

(**) Term: **14 Years**

(21) Appl. No.: **29/242,634**

(22) Filed: **Nov. 12, 2005**

(51) **LOC (8) Cl.** **08-03**

(52) **U.S. Cl.** **D8/57**

(58) **Field of Classification Search** D8/56-58;
D24/148; 30/120, 145, 194-195, 229-230,
30/232, 248, 254, 257-262, 298; 606/174

See application file for complete search history.

(56) **References Cited**

U.S. PATENT DOCUMENTS

D180,578 S * 7/1957 Briskman D8/57
3,257,723 A * 6/1966 Cercone 30/195

D243,650 S * 3/1977 Hayashi D8/55
4,170,064 A * 10/1979 Senk 30/195
5,109,608 A * 5/1992 Pracht 30/341
D338,604 S * 8/1993 Ramsey D8/57
5,469,624 A * 11/1995 Brenton et al. 30/232
6,385,851 B2 * 5/2002 Yeh 30/195

* cited by examiner

Primary Examiner—Pamela J. Burgess

(74) *Attorney, Agent, or Firm*—Steven N. Fox, Esq.

(57) **CLAIM**

The ornamental design for a “hair cutting shear,” as shown and described.

DESCRIPTION

FIG. 1 is a perspective view of the design according to the present invention;

FIG. 2 is a front view of the present invention;

FIG. 3 is a bottom view of the present invention;

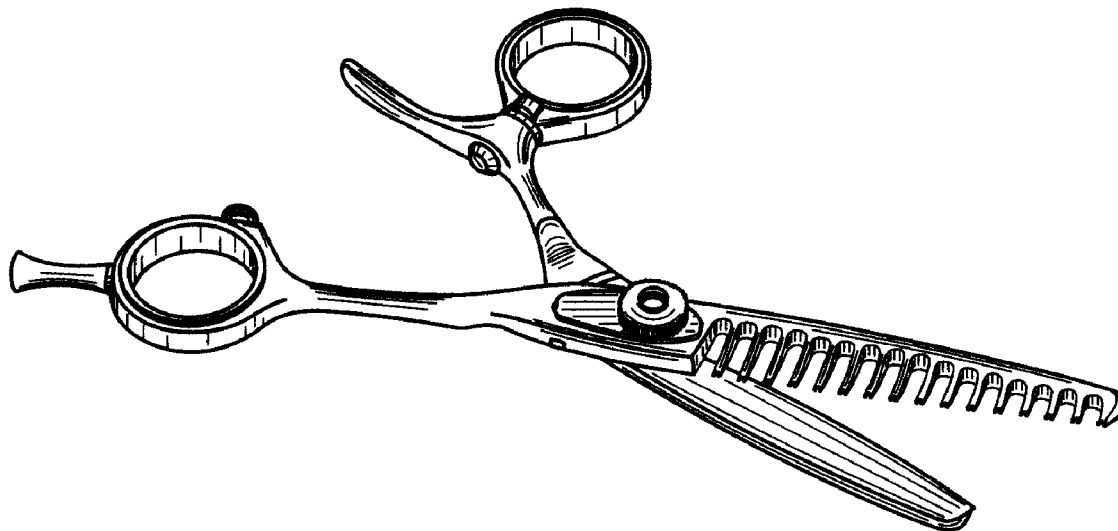
FIG. 4 is a side view of the present invention;

FIG. 5 is a rear view of the present invention;

FIG. 6 is a side view of the present invention; and,

FIG. 7 is a top view of the present invention.

1 Claim, 2 Drawing Sheets



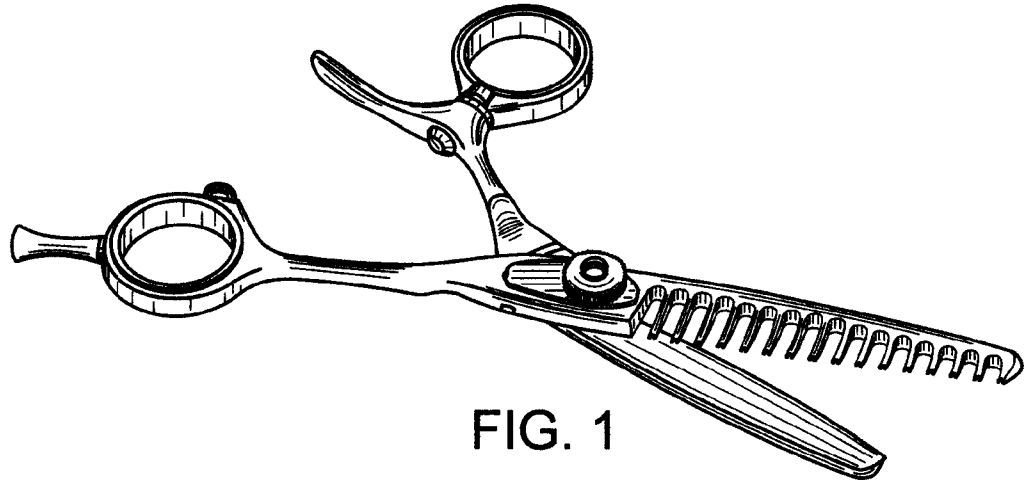


FIG. 1

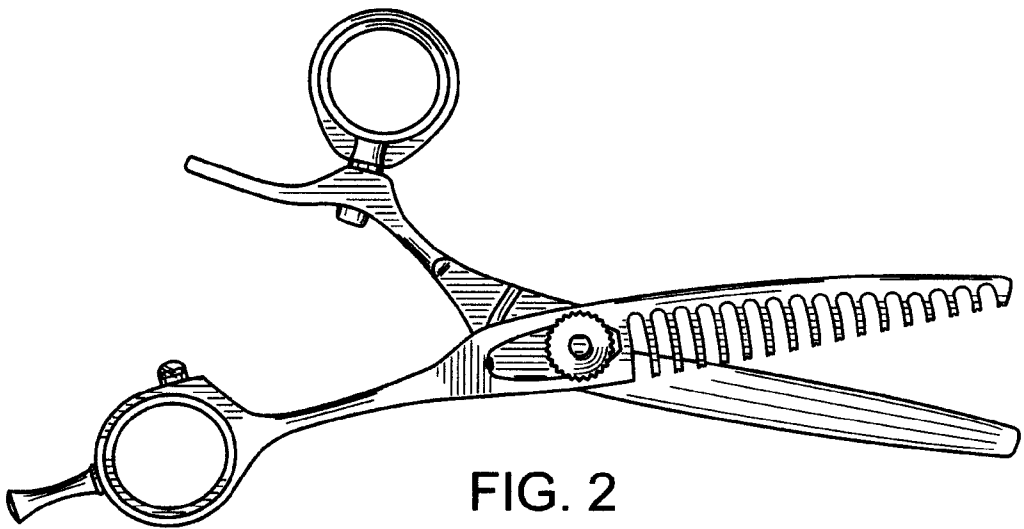


FIG. 2



FIG. 3



FIG. 4

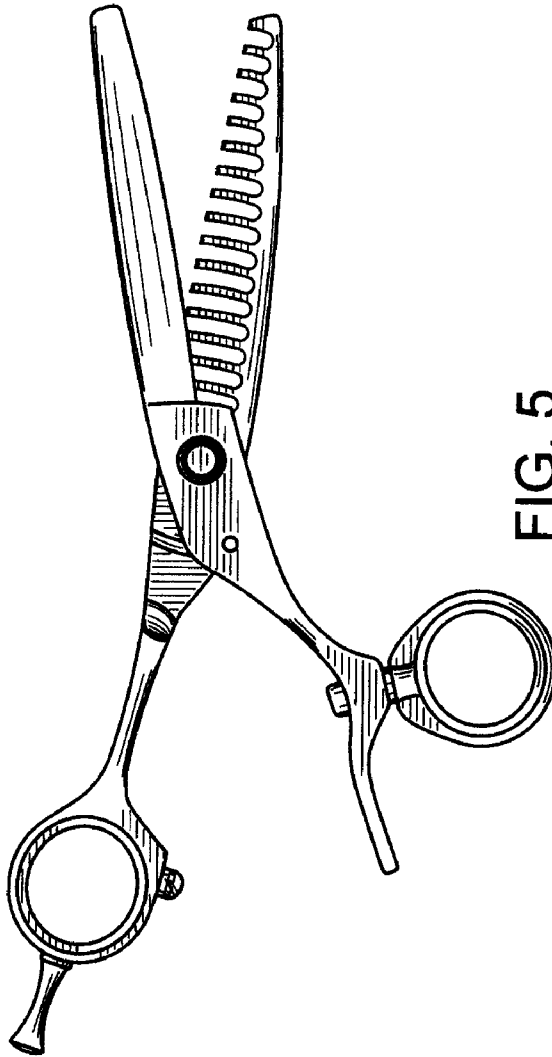


FIG. 5



FIG. 6



FIG. 7