



US00D559443S

(12) **United States Design Patent**
Smith et al.

(10) **Patent No.:** **US D559,443 S**

(45) **Date of Patent:** **** Jan. 8, 2008**

(54) **HAIR DRYER**

(76) Inventors: **Marjorie Smith**, 218 Jesse Way,
Redwoods, CA (US) 92374; **Hae-Jin Kim**, #601 Pagoda B/D 150-1
Nakwon-Dong Jongro-Ku, Seoul (KR)
110-320

(**) Term: **14 Years**

(21) Appl. No.: **29/238,589**

(22) Filed: **Sep. 16, 2005**

(51) **LOC (8) Cl.** **28-03**

(52) **U.S. Cl.** **D28/13**

(58) **Field of Classification Search** D28/12-19;
34/96-101; 392/380, 381, 382, 383, 384,
392/385; 219/222

See application file for complete search history.

(56) **References Cited**

U.S. PATENT DOCUMENTS

D391,017 S *	2/1998	Gudefin	D28/13
D426,023 S *	5/2000	Elkerbout	D28/16
D432,716 S *	10/2000	Goetschi	D28/13
D469,574 S *	1/2003	Lai	D28/13
D472,345 S *	3/2003	Altamore et al.	D28/13
D472,672 S *	4/2003	Altamore et al.	D28/13

D473,341 S *	4/2003	Bokelman-Dumas	D28/13
D502,783 S *	3/2005	Yeung	D28/13
D544,645 S *	6/2007	Ceva	D28/13

* cited by examiner

Primary Examiner—Janice E. Seeger
Assistant Examiner—Zenia I. Bennett
(74) *Attorney, Agent, or Firm*—Steven N. Fox, Esq.

(57) **CLAIM**

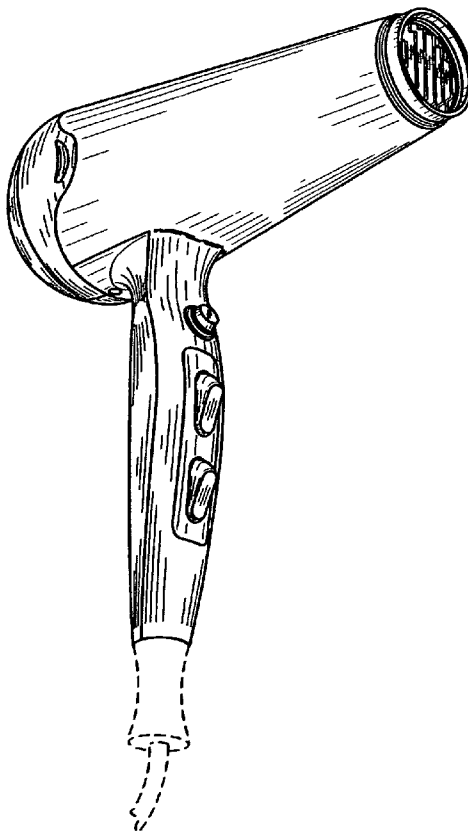
The ornamental design for a “hair dryer,” as shown and described.

DESCRIPTION

FIG. 1 is a perspective view of the present invention;
FIG. 2 is a top view of the present invention;
FIG. 3 is a bottom view of the present invention;
FIG. 4 is a rear view of the present invention;
FIG. 5 is a side view of the present invention, the other side being the same view; and,
FIG. 6 is a front view of the present invention.

The broken lines in the drawing are for illustrative purposes only and form no part of the claimed design.

1 Claim, 2 Drawing Sheets



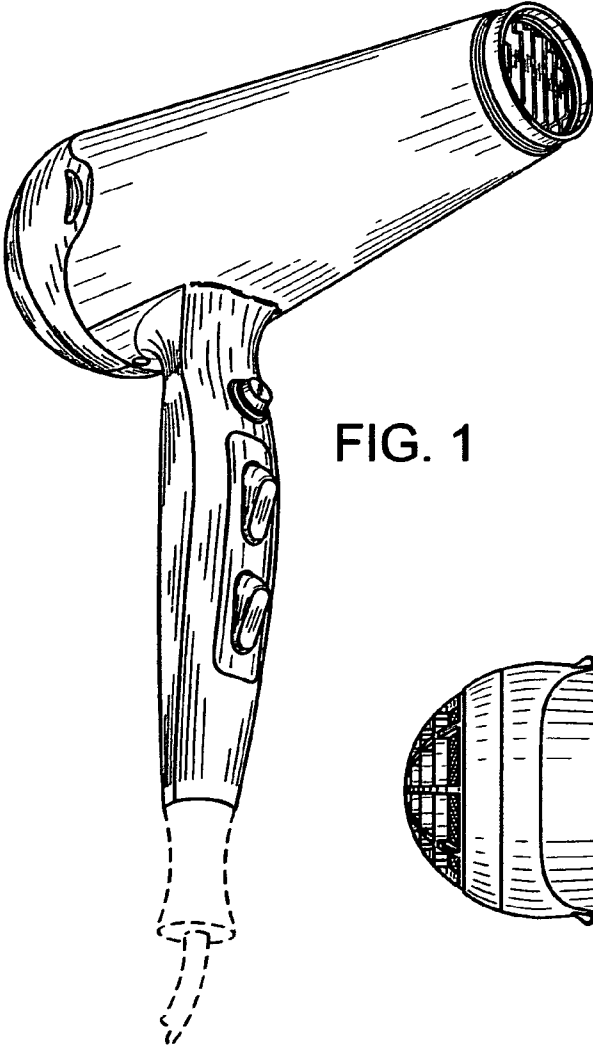


FIG. 1

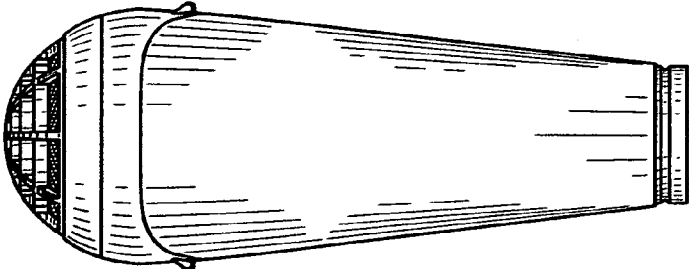


FIG. 2

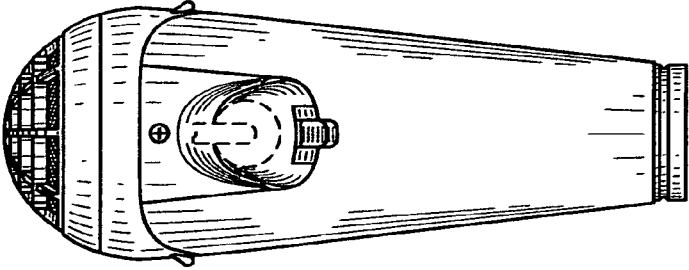


FIG. 3

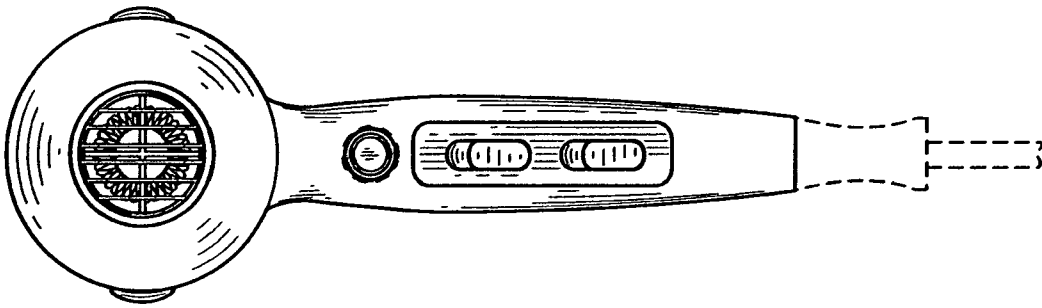


FIG. 6

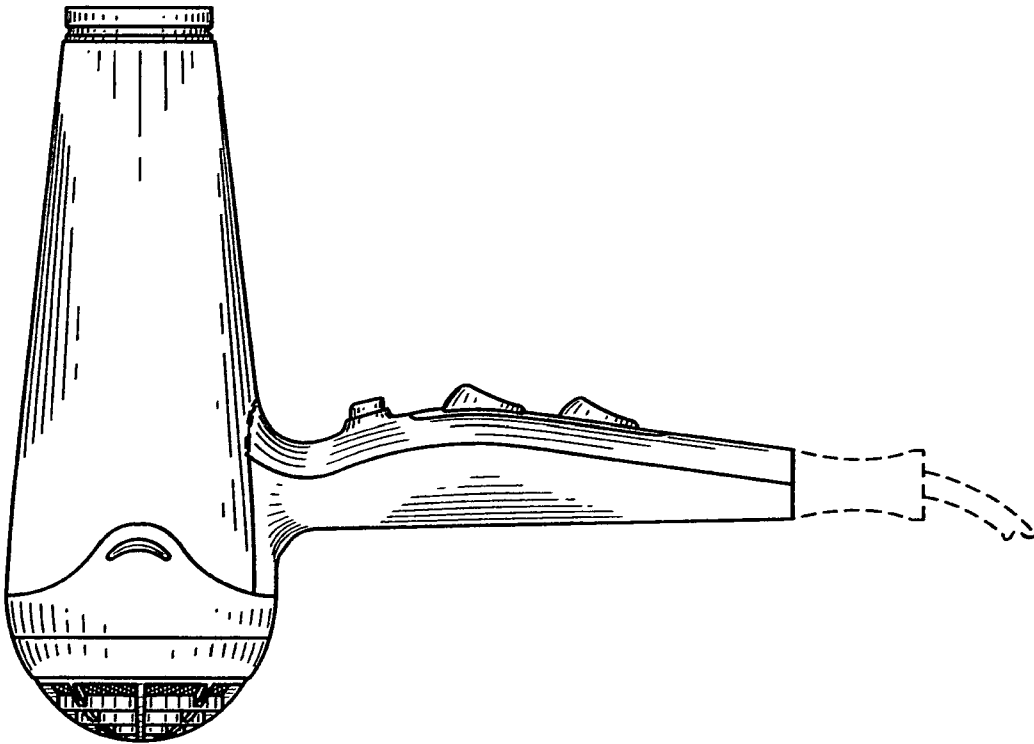


FIG. 5

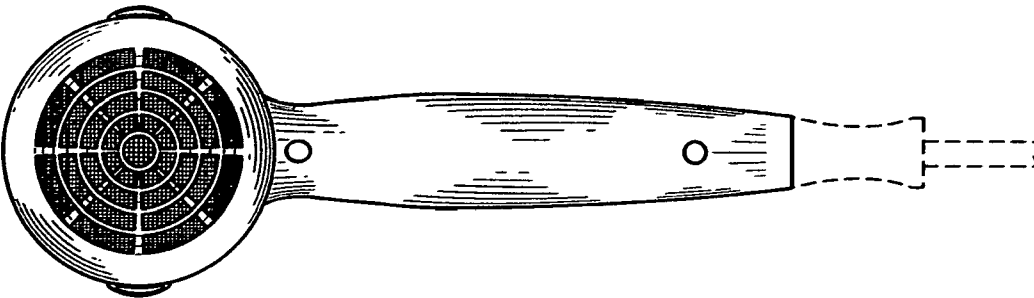


FIG. 4