



US00D621393S

(12) **United States Design Patent**  
**Panahi et al.**

(10) **Patent No.:** **US D621,393 S**

(45) **Date of Patent:** **\*\* Aug. 10, 2010**

(54) **PORTION OF A PROTECTIVE CASE**

FOREIGN PATENT DOCUMENTS

(75) Inventors: **Michael Panahi**, Englewood, NJ (US);  
**Wei He**, Fujian (CN)

WO DM/046459 \* 11/1998

(73) Assignee: **IvySkin LLC**, S. Hackensack, NJ (US)

(\*\*) Term: **14 Years**

OTHER PUBLICATIONS

(21) Appl. No.: **29/329,464**

IvySkin iPhone batter pack for Quattro-T4 case, <URL:http://www.ivyskin.com/http://www.ivyskin.com/iphonebatteryack.html>, retrieved from internet Mar. 27, 2010.\*

(22) Filed: **Dec. 16, 2008**

(51) **LOC (9) Cl.** ..... **14-03**

(52) **U.S. Cl.** ..... **D14/250**; D13/103

(58) **Field of Classification Search** ..... D14/140,  
D14/142, 167, 217, 218, 240, 242, 248, 250–253,  
D14/299, 341–347, 440; D3/200–201, 215,  
D3/218–219, 226, 228, 269, 301, 272–273,  
D3/276, 294; D13/103, 107–108, 119; 220/4.02;  
224/191, 240, 241, 245, 682–683; 248/206.2–206.4,  
248/220.21, 279.1, 309.1; 361/679.3, 679.56;  
379/420.04, 426, 433.11, 466–447, 454,  
379/455; 455/575.1, 575.6, 575.7, 575.8,  
455/575.9; 190/100; 206/305, 320

See application file for complete search history.

*Primary Examiner*—Robert M Spear  
*Assistant Examiner*—Carla Jobe Wright

(74) *Attorney, Agent, or Firm*—Steven N. Fox, Esq.

(57) **CLAIM**

The ornamental design for a portion of a protective case, as shown and described.

**DESCRIPTION**

FIG. 1 is a bottom perspective view of the design according to the present invention;

FIG. 2 is a rear elevation view of the design according to the present invention;

FIG. 3 is a right side elevation view of the design according to the present invention;

FIG. 4 is a bottom plan view of the design according to the present invention;

FIG. 5 is a front elevation view of the design according to the present invention;

FIG. 6 is a left side elevation view of the design according to the present invention; and,

FIG. 7 is a top plan view of the design according to the present invention.

In the drawing, the broken lines depict unclaimed environment.

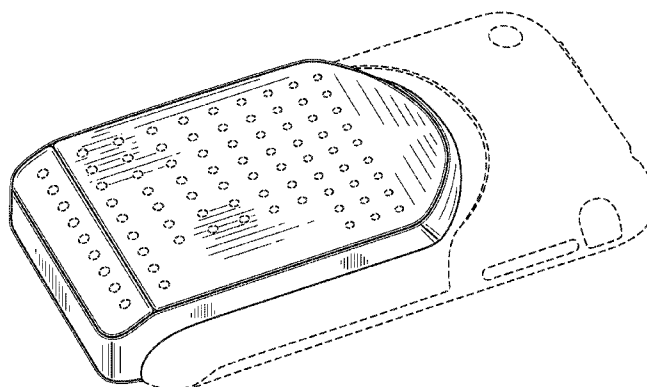
(56) **References Cited**

U.S. PATENT DOCUMENTS

D184,411	S	*	2/1959	Schoen	.....	D14/252
D370,658	S	*	6/1996	Siddoway et al.	.....	D13/108
D374,014	S	*	9/1996	Nagele et al.	.....	D14/253
D382,536	S	*	8/1997	Amero, Jr.	.....	D13/103
D384,080	S	*	9/1997	Beutler et al.	.....	D14/253
D391,622	S	*	3/1998	Huynh et al.	.....	D13/103
D398,580	S	*	9/1998	Richards	.....	D13/119
D405,413	S	*	2/1999	Segers	.....	D13/103
D413,857	S	*	9/1999	Peterzell et al.	.....	D13/103
D415,499	S	*	10/1999	Hillier et al.	.....	D14/253
D422,262	S	*	4/2000	Peterzell et al.	.....	D13/103
D431,308	S	*	9/2000	Lynch et al.	.....	D26/37
D432,911	S	*	10/2000	Clarke et al.	.....	D9/415

(Continued)

**1 Claim, 3 Drawing Sheets**



# US D621,393 S

Page 2

---

## U.S. PATENT DOCUMENTS

D433,629 S *	11/2000	Clarke et al. ....	D9/415	D523,808 S *	6/2006	Thor et al. ....	D13/103
6,171,138 B1 *	1/2001	Lefebvre et al. ....	439/500	D539,641 S *	4/2007	Tanner ....	D3/203.1
D455,140 S *	4/2002	Chuan et al. ....	D14/167	D546,383 S *	7/2007	Wang ....	D18/50
D459,345 S *	6/2002	Vuolteenaho et al. ....	D14/248	D553,561 S *	10/2007	Maggert ....	D13/103
D488,435 S *	4/2004	Hirano ....	D13/103	D562,760 S *	2/2008	Hanks ....	D13/103
D493,613 S *	8/2004	Goradesky ....	D3/218	D570,285 S *	6/2008	Fee et al. ....	D13/133
				D611,251 S *	3/2010	Charlwood ....	D3/269

\* cited by examiner

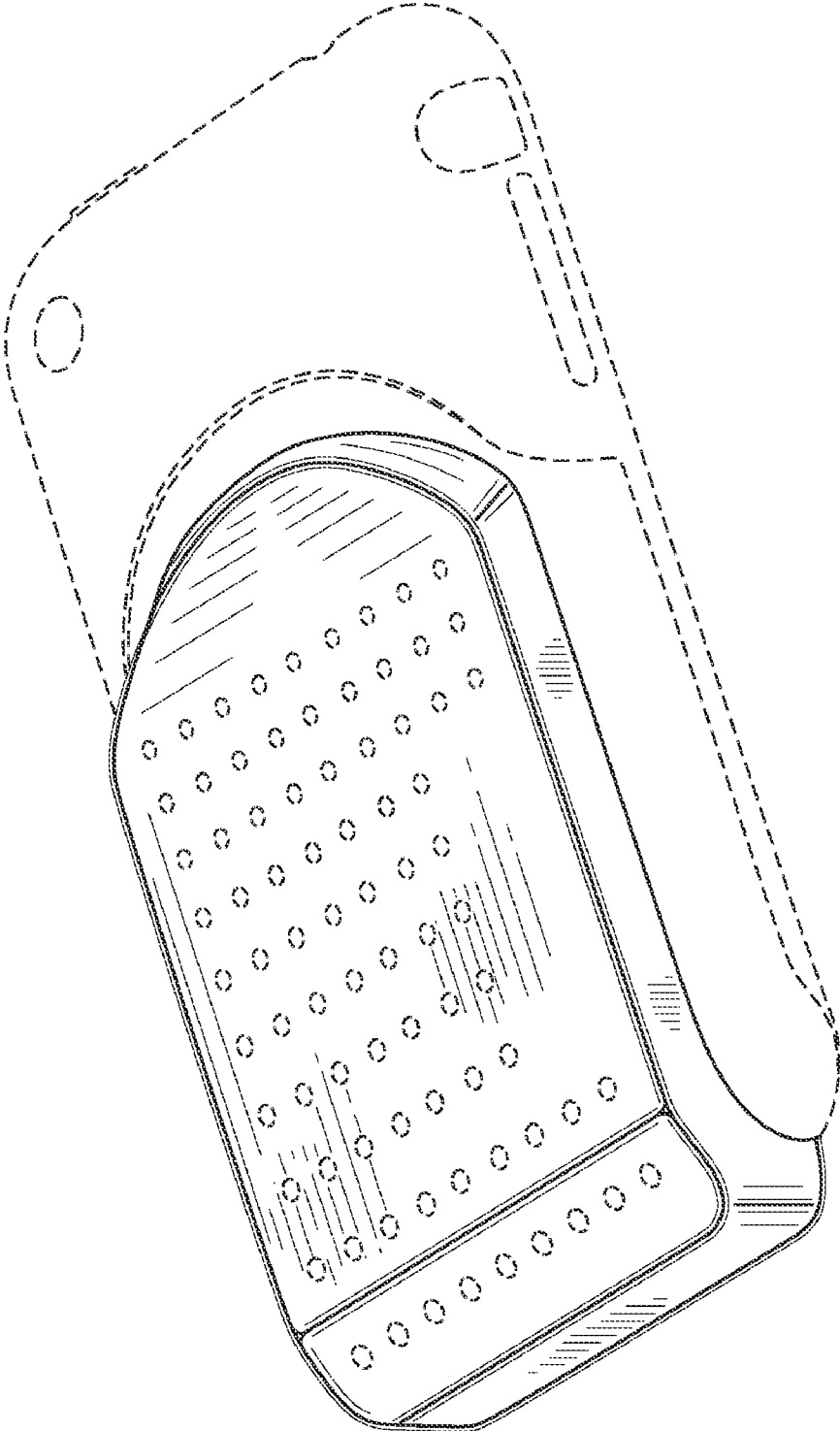


FIG. 1

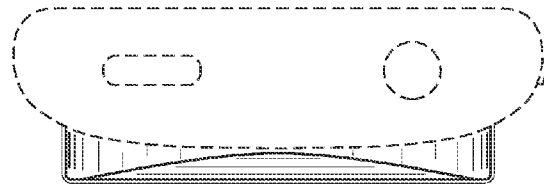


FIG. 2




FIG. 3

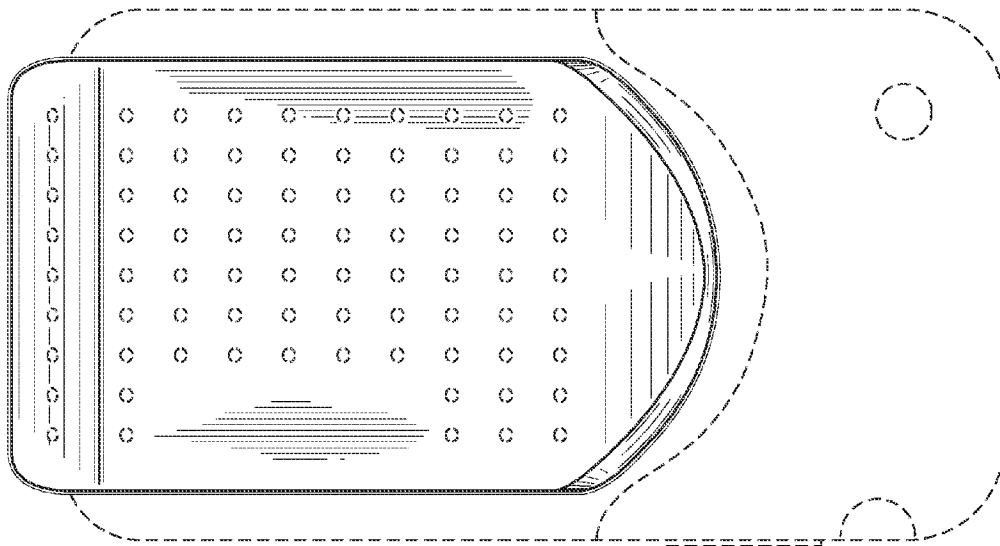


FIG. 4

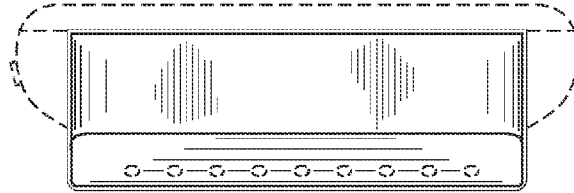


FIG. 5




FIG. 6




FIG. 7