



US00D650812S

(12) **United States Design Patent**
Hsu et al.

(10) **Patent No.:** **US D650,812 S**
(45) **Date of Patent:** **** Dec. 20, 2011**

(54) **PORTION OF AN ENGINE COVER**

(75) Inventors: **David Hsu**, Norco, CA (US); **Clinton Yee**, Corona, CA (US)

(73) Assignee: **Group-A Autsports, Inc.**, Norco, CA (US)

(**) Term: **14 Years**

(21) Appl. No.: **29/392,352**

(22) Filed: **May 19, 2011**

(51) **LOC (9) Cl.** **15-01**

(52) **U.S. Cl.** **D15/4**

(58) **Field of Classification Search** D15/1-6,
D15/14, 17, 149; 123/22, 41, 52.1, 50 A,
123/50 B, 54.1, 54.2, 54.4, 657, 311, 150,
123/195 C

See application file for complete search history.

(56) **References Cited**

U.S. PATENT DOCUMENTS

D533,567	S	*	12/2006	D'Amico	D15/5
7,255,085	B2	*	8/2007	Shin	123/195 C
7,836,859	B2	*	11/2010	Iwata et al.	123/90.38
D631,487	S	*	1/2011	Leng	D15/5
D632,305	S	*	2/2011	Sargeant	D15/5

2004/0188165	A1	*	9/2004	Miller et al.	180/291
2007/0262486	A1	*	11/2007	Waters et al.	264/220
2008/0276901	A1	*	11/2008	Miller et al.	123/195 C
2009/0188465	A1	*	7/2009	Iwata et al.	123/195 C
2010/0089359	A1	*	4/2010	Cunningham	123/195 C
2010/0242885	A1	*	9/2010	Tabinoki et al.	123/90.31

* cited by examiner

Primary Examiner — T. Chase Nelson

Assistant Examiner — Ania Aman

(74) *Attorney, Agent, or Firm* — Steven N. Fox, Esq.

(57) **CLAIM**

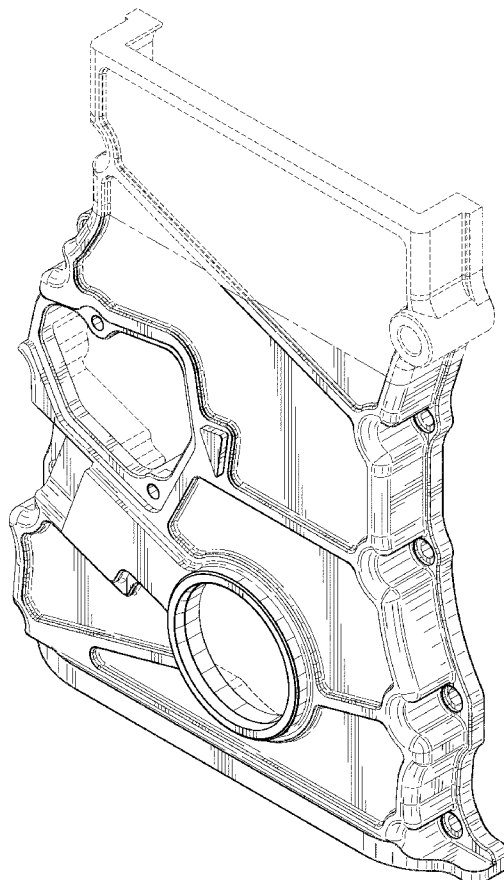
The ornamental design for a portion of an engine cover, as shown and described.

DESCRIPTION

FIG. 1 is a front perspective view of a portion of an engine cover according to the present invention; FIG. 2 is a front elevation view thereof; FIG. 3 is a right side elevation view thereof; FIG. 4 is a rear elevation view thereof; FIG. 5 is a left side elevation view thereof; FIG. 6 is a top plan view thereof; and, FIG. 7 is a bottom plan view thereof.

The broken lines in the drawings illustrate environmental structure and form no part of the claimed design.

1 Claim, 5 Drawing Sheets



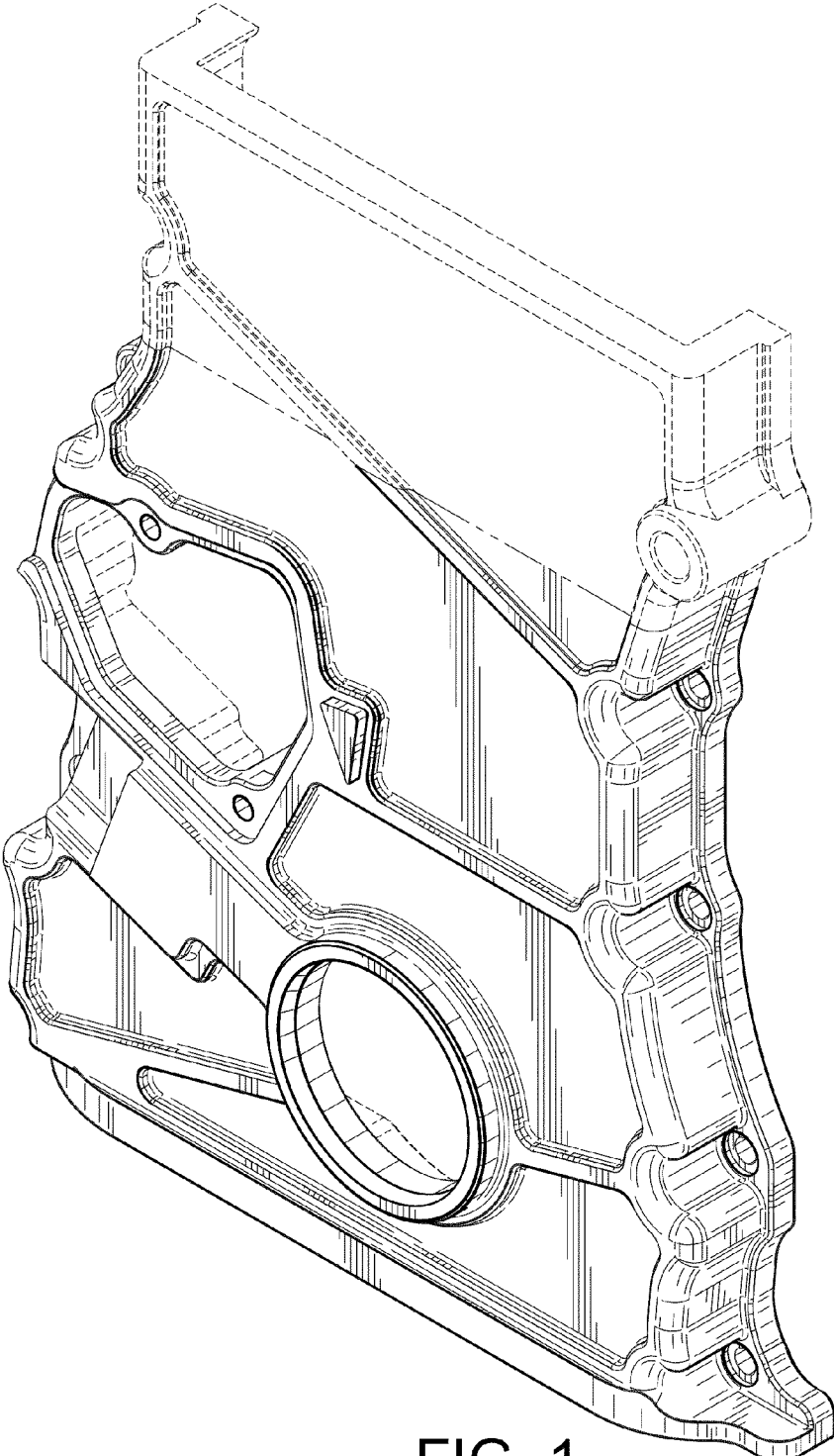


FIG. 1

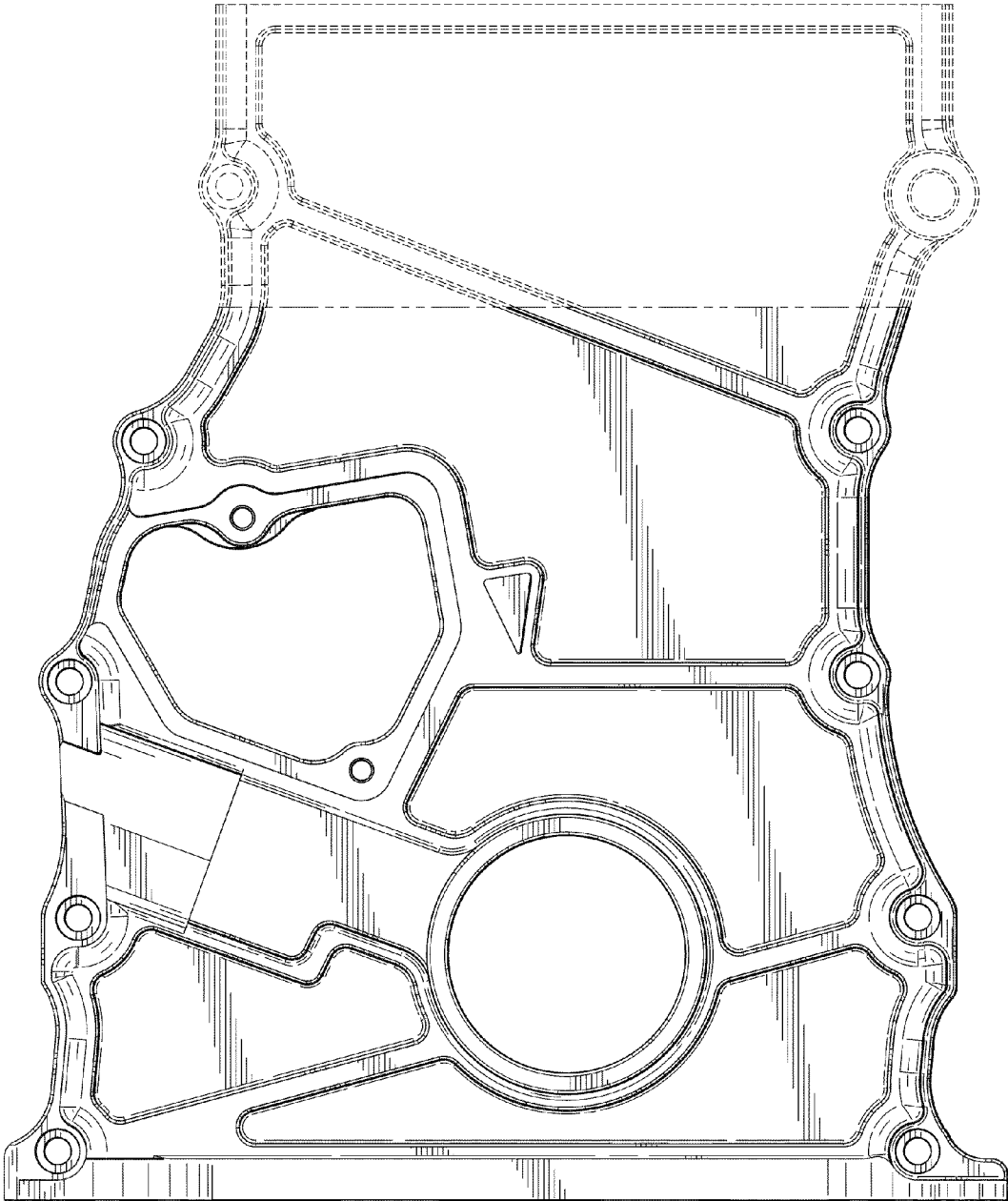


FIG. 2

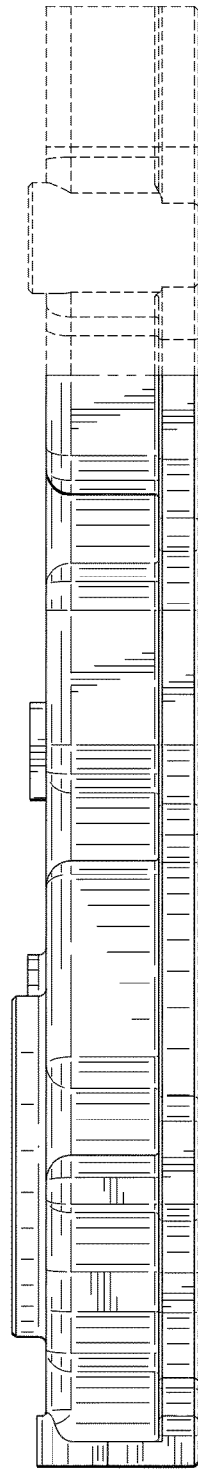


FIG. 3

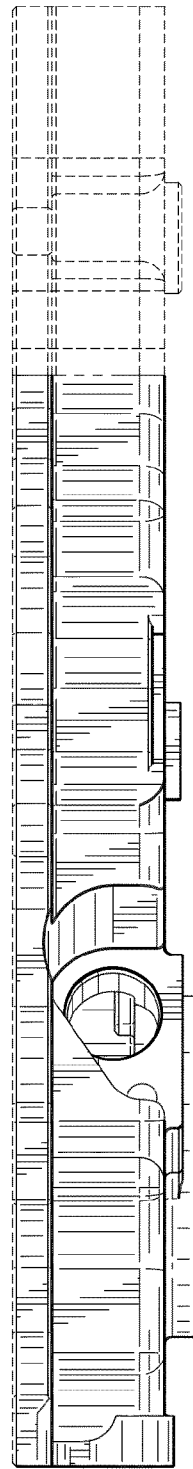


FIG. 5

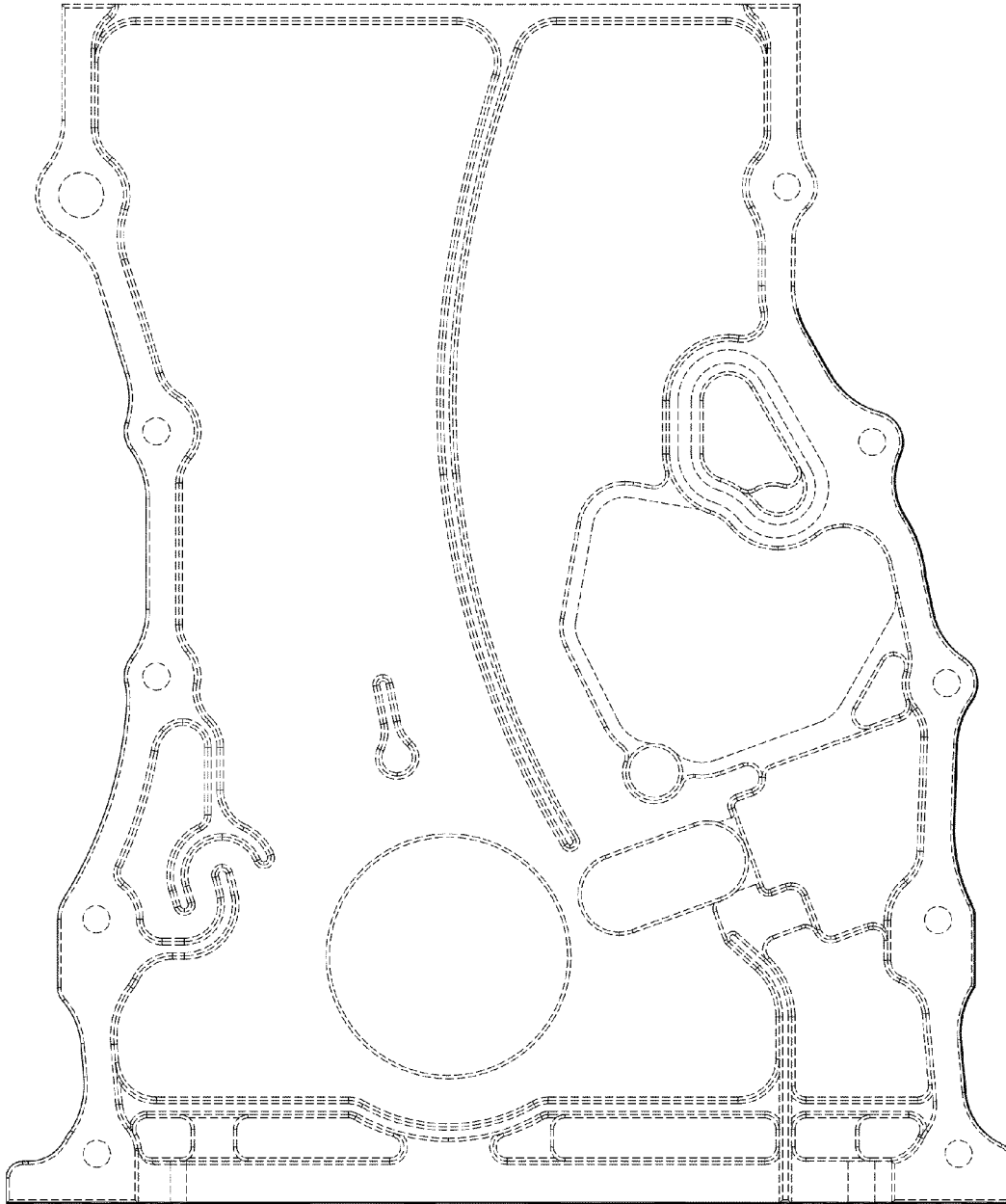


FIG. 4

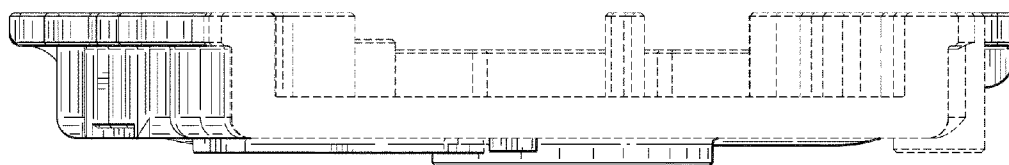


FIG. 6

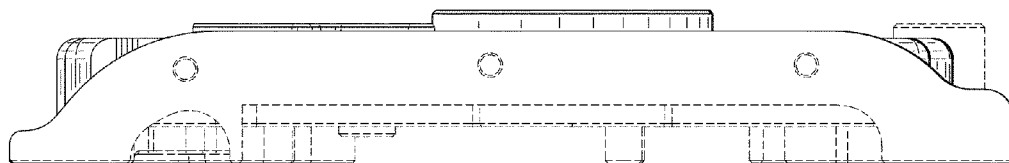


FIG. 7