



US00D676393S

(12) **United States Design Patent**
Hsu

(10) **Patent No.:** **US D676,393 S**

(45) **Date of Patent:** **** Feb. 19, 2013**

(54) **PORTION OF A SOLENOID HOUSING**

(75) Inventor: **David Hsu**, Norco, CA (US)

(73) Assignee: **Group-A Autosports, Inc.**

(**) Term: **14 Years**

(21) Appl. No.: **29/399,032**

(22) Filed: **Aug. 9, 2011**

(51) **LOC (9) Cl.** **13-03**

(52) **U.S. Cl.** **D13/166; D13/183**

(58) **Field of Classification Search** D13/159,
D13/166, 183, 184; 251/129.15; 335/202,
335/220, 259, 260, 267, 278; 361/160, 206
See application file for complete search history.

(56) **References Cited**

U.S. PATENT DOCUMENTS

3,323,086	A *	5/1967	Pimentel	335/202
D209,056	S *	10/1967	Deal et al.	D13/159
3,792,391	A *	2/1974	Ewing	335/254
3,800,257	A *	3/1974	Schmitt	335/259
5,155,461	A *	10/1992	Teerman et al.	335/260
D342,941	S *	1/1994	Tannenbaum et al.	D13/183
D363,702	S *	10/1995	McFadden	D13/183
6,095,489	A *	8/2000	Kaneko et al.	251/129.15
6,157,277	A *	12/2000	Bulgatz et al.	335/220
6,611,186	B2 *	8/2003	Hanson et al.	335/220
7,701,314	B2 *	4/2010	Hazzard et al.	335/278
7,871,060	B2 *	1/2011	Armour	251/129.15

D658,593	S *	5/2012	Hsu et al.	D13/166
D660,807	S *	5/2012	Hsu	D13/166
2002/0044035	A1 *	4/2002	McFarland et al.	335/220
2012/0299673	A1 *	11/2012	Mehta	335/278

OTHER PUBLICATIONS

Group-A Autosports, Inc.; B-Series Billet VTEC Solenoid; Web Site;
<http://cms.skunk2.com/id/709/B-Series-Billet-VTEC-Solenoid>;
Jun. 23, 2011; Norco, California USA.

* cited by examiner

Primary Examiner — Selina Sikder

(74) *Attorney, Agent, or Firm* — Steven N. Fox, Esq.

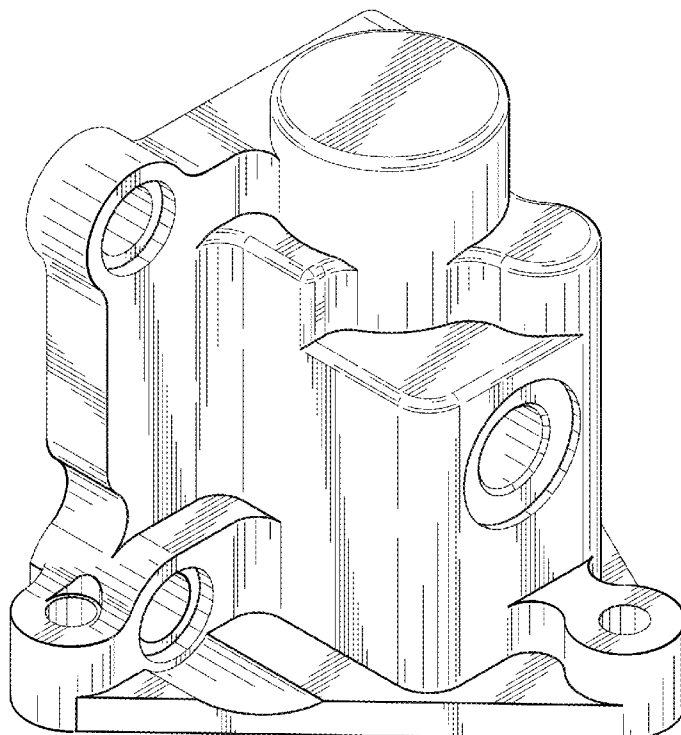
(57) **CLAIM**

The ornamental design for a portion of a solenoid housing, as shown and described.

DESCRIPTION

FIG. 1 is a front perspective view of a portion of a solenoid housing according to the present invention; FIG. 2 is a left side elevation view thereof; FIG. 3 is a right side elevation view thereof; FIG. 4 is a top plan view thereof; FIG. 5 is a bottom plan view thereof; FIG. 6 is a rear elevation view thereof; and, FIG. 7 is a front elevation view thereof. The broken lines in the drawings illustrate environmental structure and form no part of the claimed design.

1 Claim, 7 Drawing Sheets



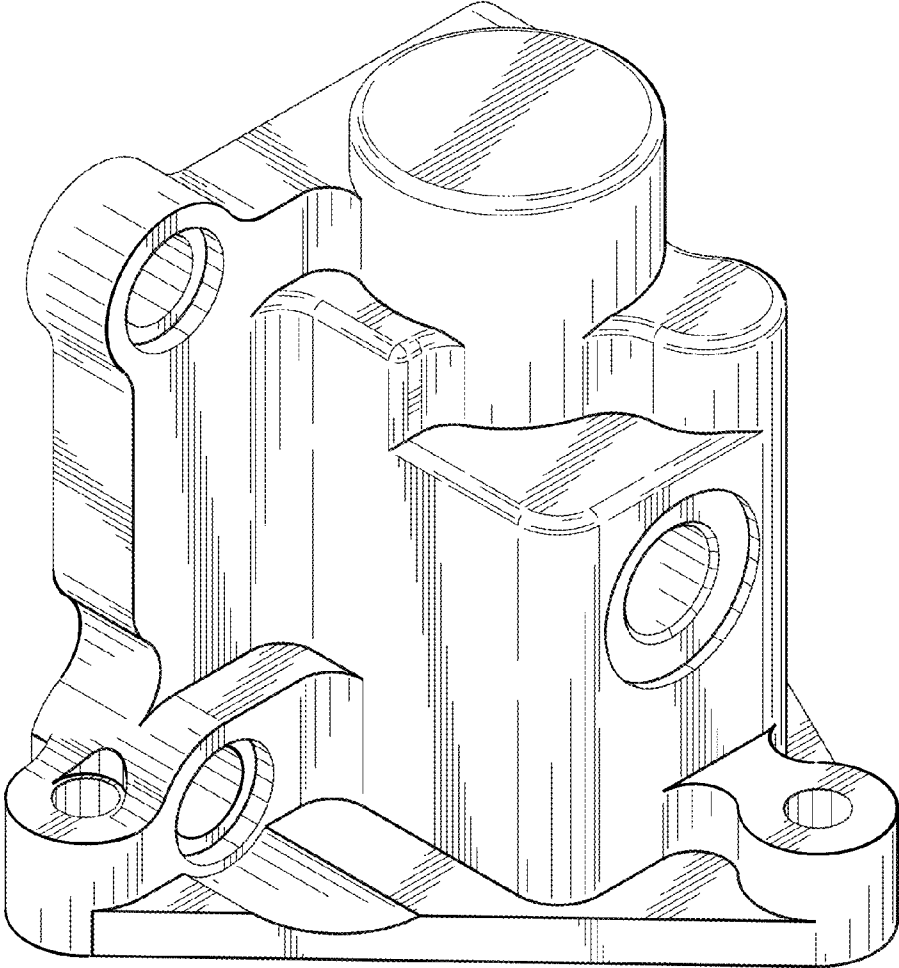


FIG. 1

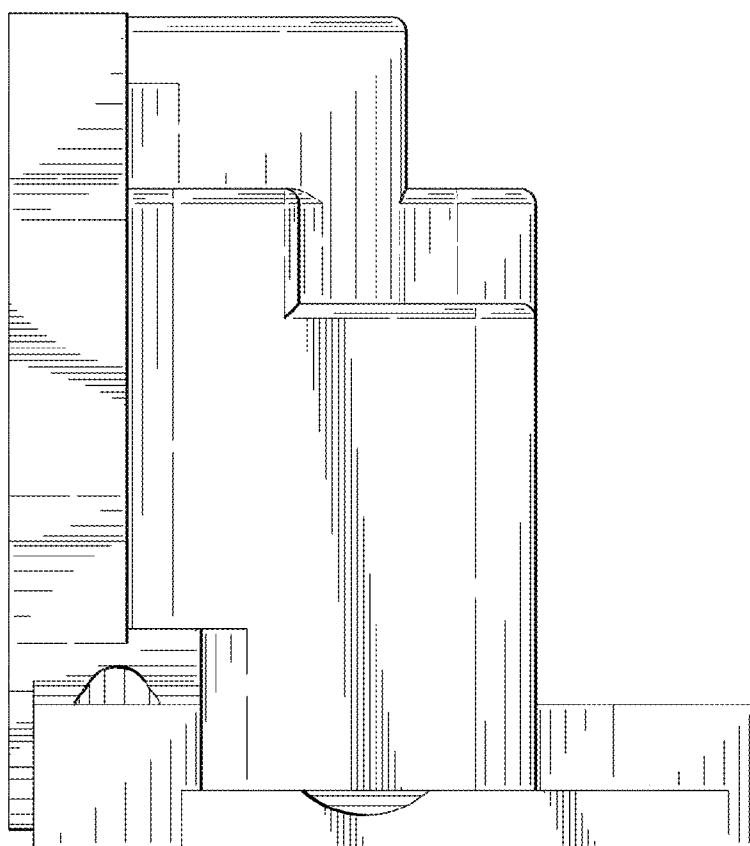


FIG. 2



FIG. 3

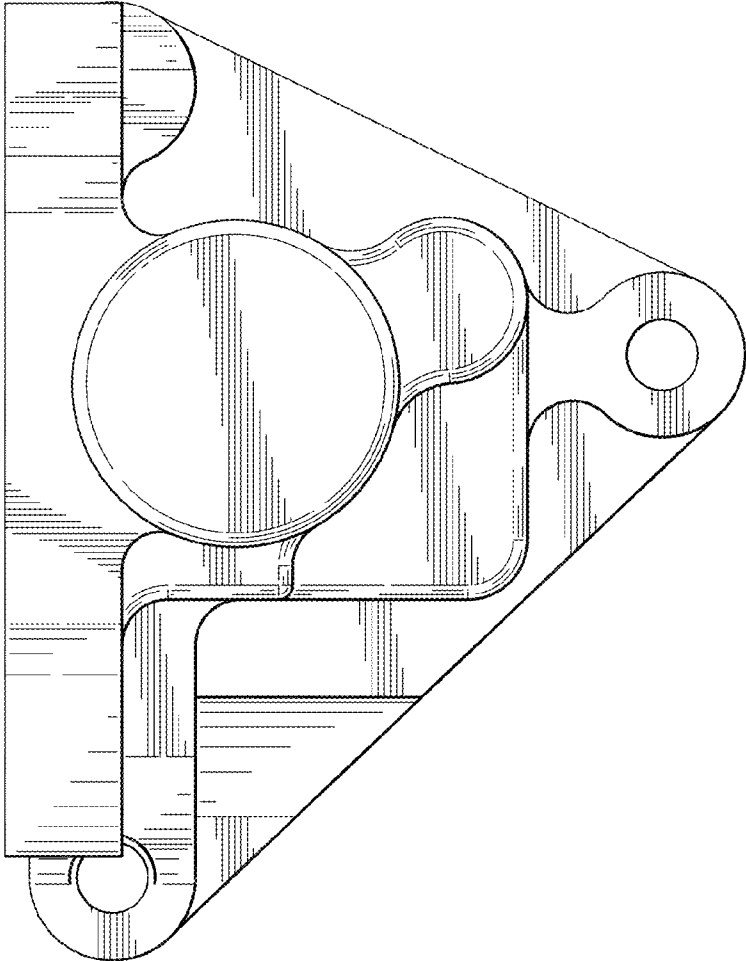


FIG. 4

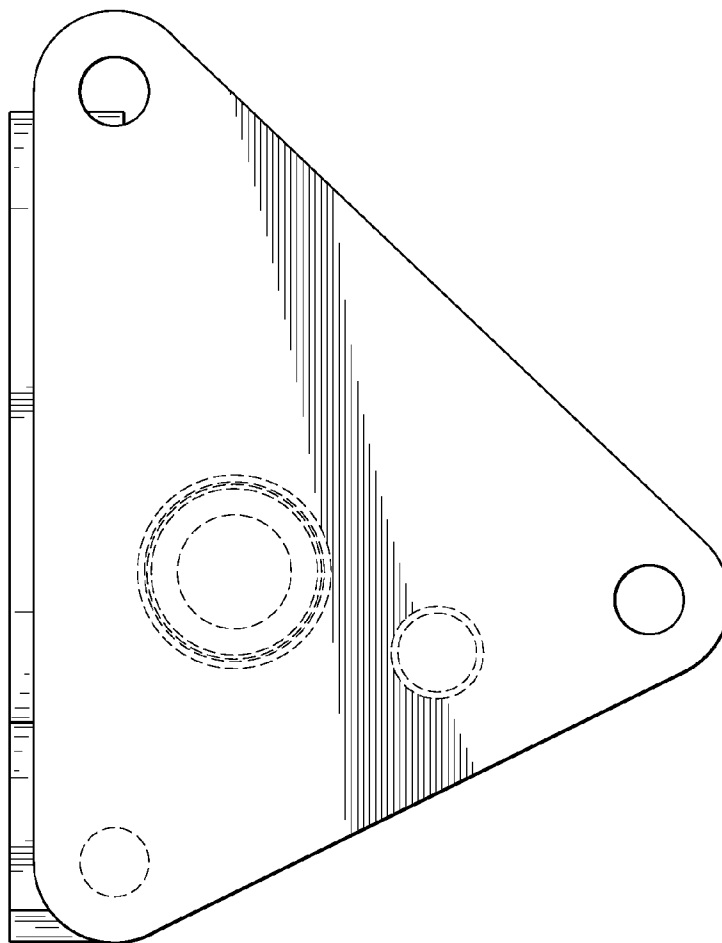


FIG. 5

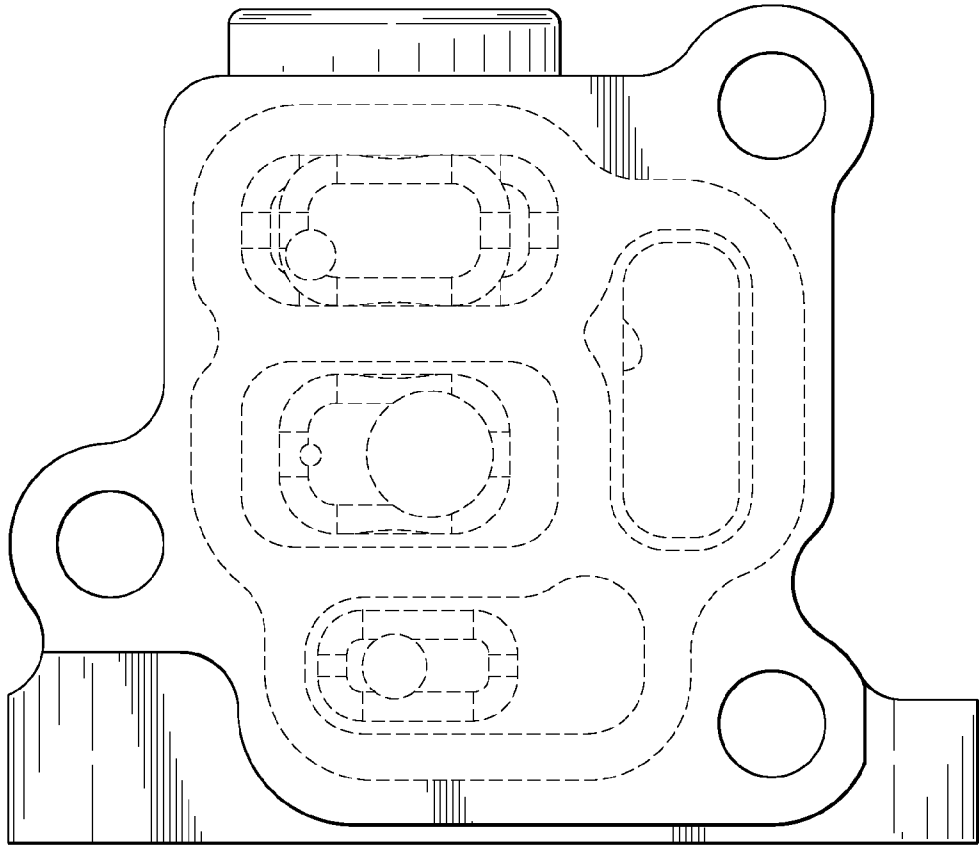


FIG. 6

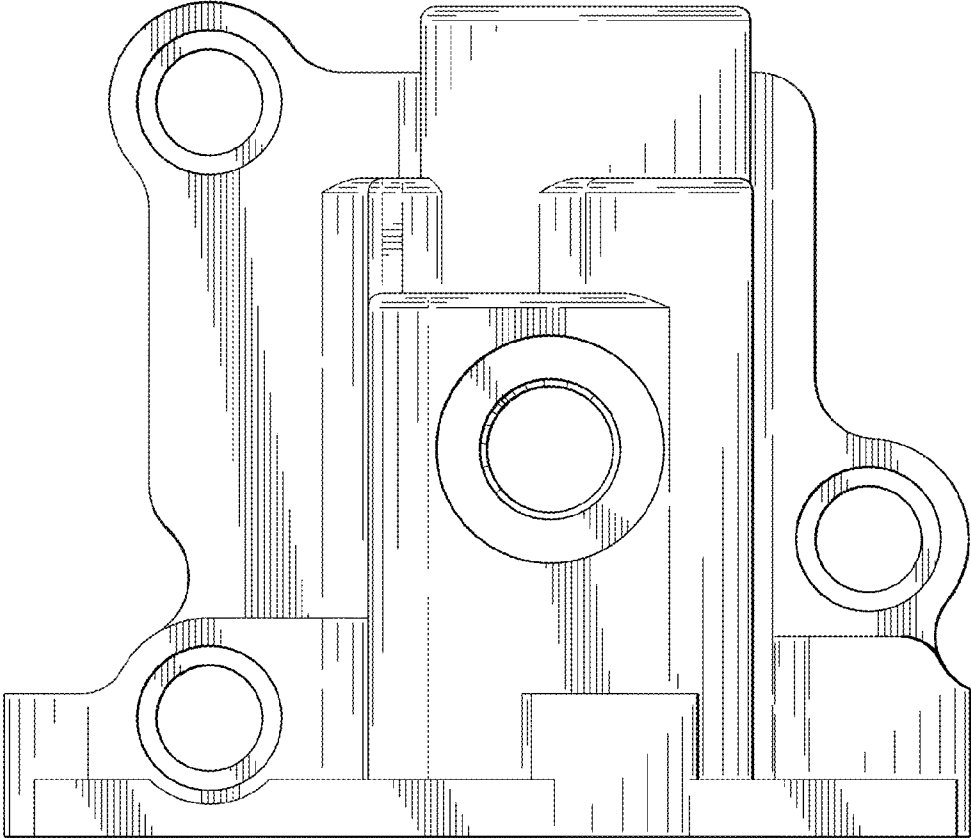


FIG. 7