



US00D681059S

(12) **United States Design Patent**
Hsu et al.

(10) **Patent No.:** **US D681,059 S**

(45) **Date of Patent:** **** Apr. 30, 2013**

(54) **THROTTLE BODY**

(75) Inventors: **David Hsu**, Norco, CA (US); **Clinton Yee**, Corona, CA (US)

(73) Assignee: **Group-A Autosports, Inc.**, Norco, CA (US)

(**) Term: **14 Years**

(21) Appl. No.: **29/430,145**

(22) Filed: **Aug. 22, 2012**

(51) **LOC (9) Cl.** **15-01**

(52) **U.S. Cl.**
USPC **D15/5**

(58) **Field of Classification Search** D15/1-5;
251/305; 123/337

See application file for complete search history.

(56) **References Cited**

U.S. PATENT DOCUMENTS

7,721,706	B2 *	5/2010	Kim	123/337
2003/0106526	A1 *	6/2003	Hatada et al.	123/337
2006/0060808	A1 *	3/2006	Hatada et al.	251/305

2007/0245561	A1 *	10/2007	Miyauchi et al.	29/890.122
2008/0313898	A1 *	12/2008	Kim	29/888.453
2009/0159043	A1 *	6/2009	Asanuma et al.	123/337

* cited by examiner

Primary Examiner — T. Chase Nelson

Assistant Examiner — Ania Aman

(74) *Attorney, Agent, or Firm* — Steven N. Fox, Esq.

(57) **CLAIM**

The ornamental design for a throttle body, as shown and described.

DESCRIPTION

FIG. 1 is a front perspective view of a throttle body according to the present invention;

FIG. 2 is a front view thereof;

FIG. 3 is a bottom view thereof;

FIG. 4 is a top view thereof;

FIG. 5 is a right side view thereof;


FIG. 6 is a left side view thereof;

FIG. 7 is a rear view thereof; and,

FIG. 8 is a bottom perspective view.

The broken lines in the drawings illustrate environmental structure and form no part of the claimed design.

1 Claim, 4 Drawing Sheets



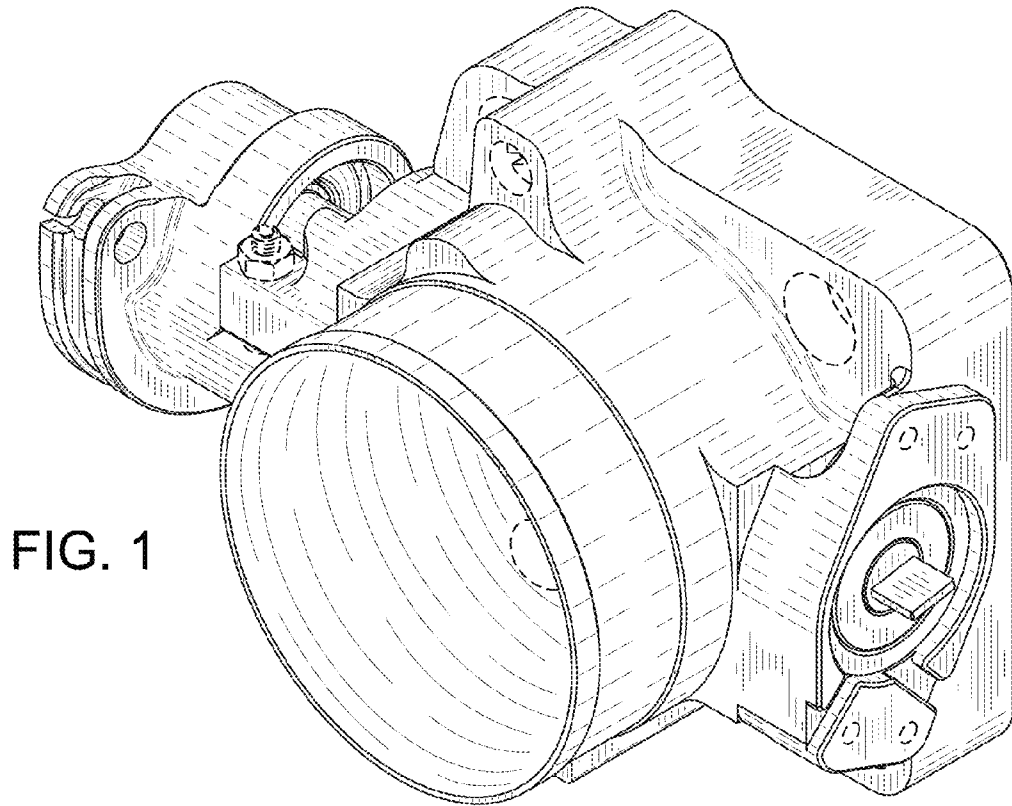


FIG. 1

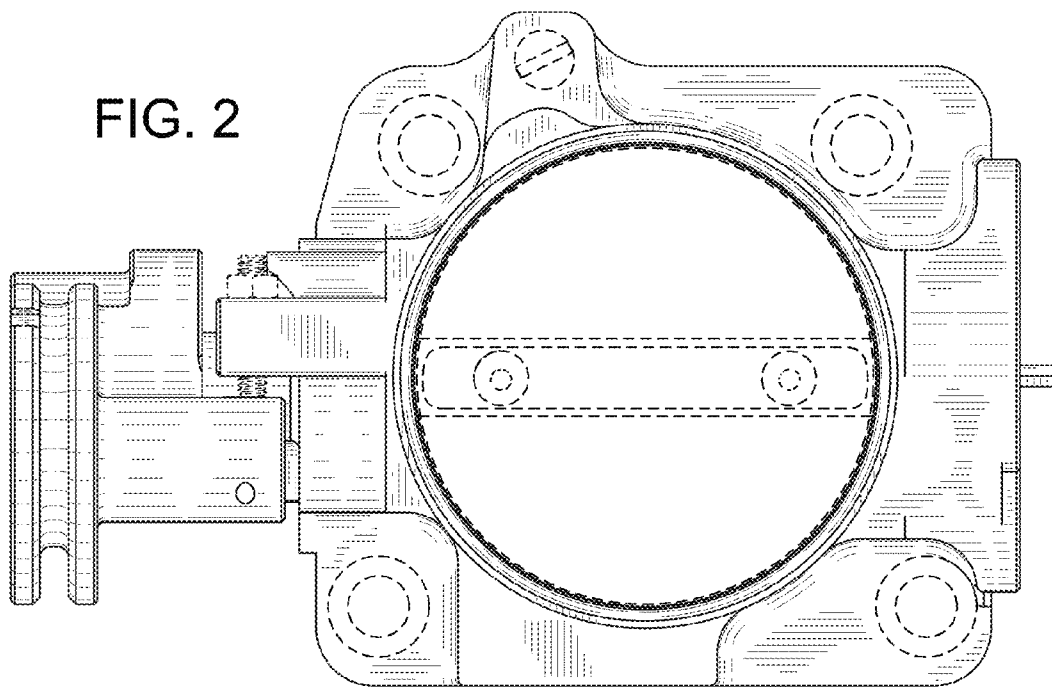


FIG. 2

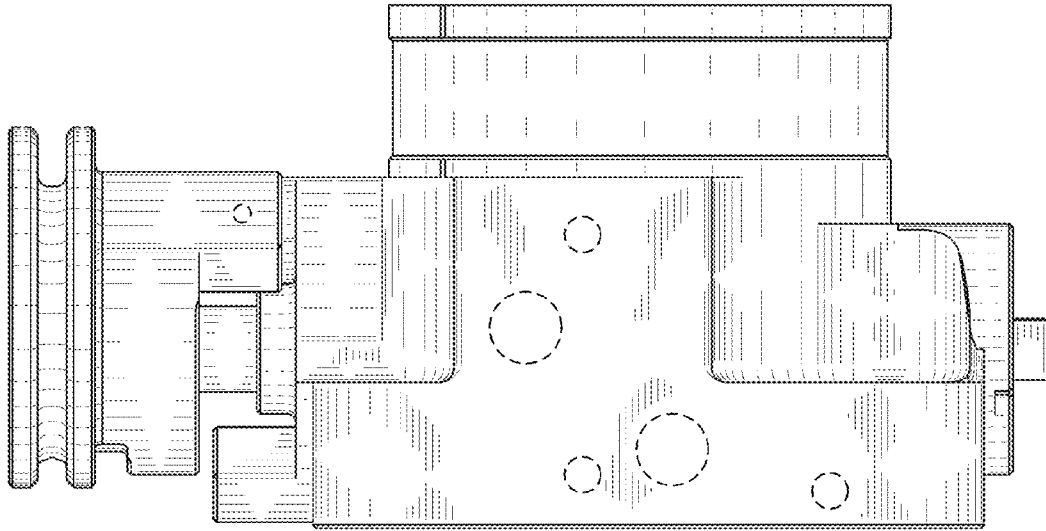


FIG. 3

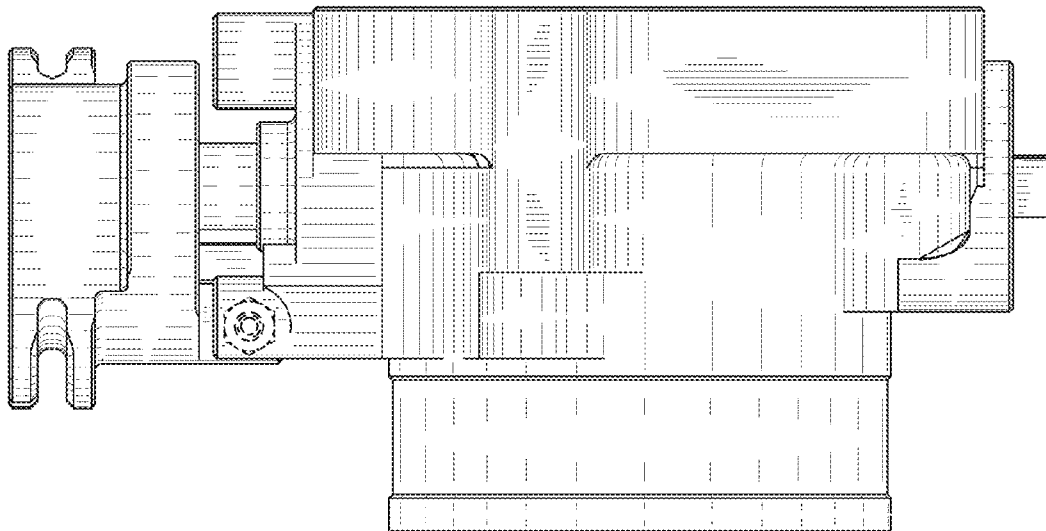


FIG. 4

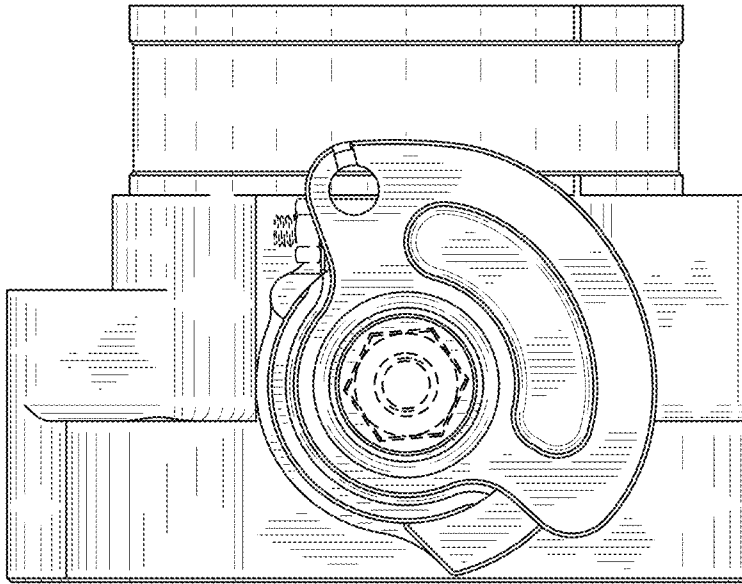


FIG. 6

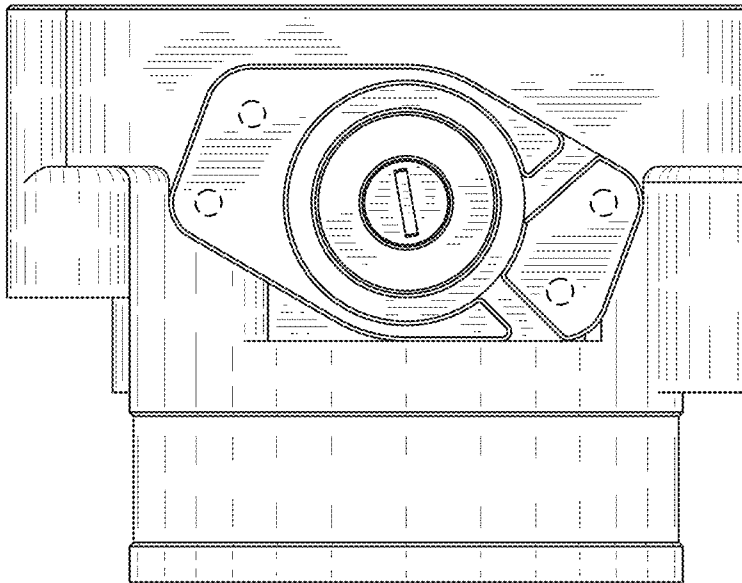


FIG. 5

