



US00D430357S

United States Patent [19]

[11] Patent Number: **Des. 430,357**

Nash et al.

[45] Date of Patent: **** Aug. 29, 2000**

[54] **COMBINED FOOT CLEANSER AND SCRUBBER**

4,613,446 9/1986 Magyar 15/104.93

OTHER PUBLICATIONS

[76] Inventors: **Alan E. Nash; Suzanne O. Nash**, both of 50 Green St., Canton, Mass. 02021

Hong Kong Enterprise, Foot-shaped sponge—Item C-9, p. 427, Feb. 1993.

[**] Term: **14 Years**

Primary Examiner—Alan P. Douglas

Assistant Examiner—Lavone Tabor

[21] Appl. No.: **29/098,804**

Attorney, Agent, or Firm—Steven N. Fox; Hancock & Estabrook, LLP

[22] Filed: **Jan. 6, 1999**

[57] CLAIM

[51] **LOC (7) Cl.** **28-03**

The ornamental design of a “combined foot cleanser and scrubber,” as shown and described.

[52] **U.S. Cl.** **D28/63; D32/43**

[58] **Field of Search** D4/120, 124; D28/63; D32/40, 42, 43, 45, 52; 15/104.93, 107, 118, 209.1, 210.1, 244.1, 244.3, 244.4; 601/136–138

DESCRIPTION

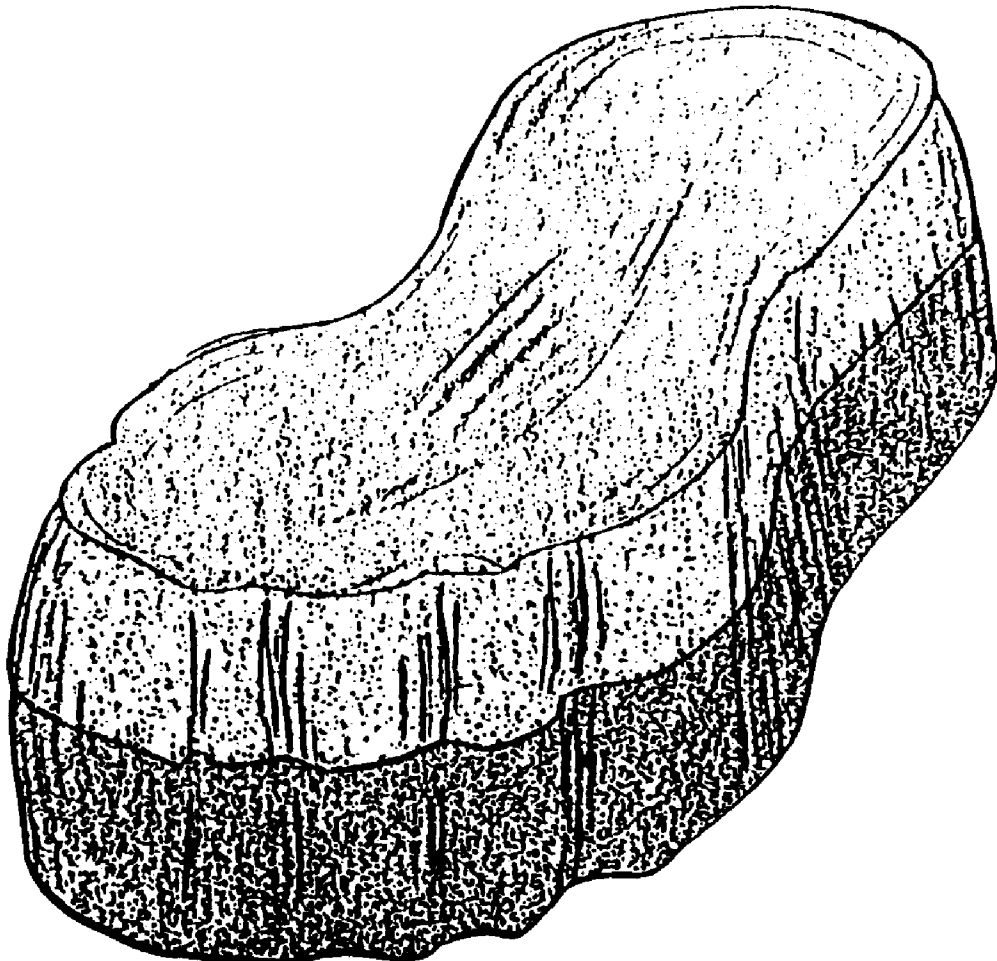
[56] References Cited

U.S. PATENT DOCUMENTS

D. 353,238	12/1994	Francis	D32/42
D. 400,714	11/1998	Chen	D4/120
D. 408,149	4/1999	Chen	D4/120
D. 421,166	2/2000	Tintelnot	D32/40

FIG. 1 is a perspective view of the present invention; FIG. 2 is a bottom view of the present invention. FIG. 3 is a top view of the present invention; FIG. 4 is a side elevation view of the present invention; FIG. 5 is a side elevation view of the present invention; FIG. 6 is a front elevation view of the present invention; and, FIG. 7 is a rear elevation view of the present invention.

1 Claim, 1 Drawing Sheet



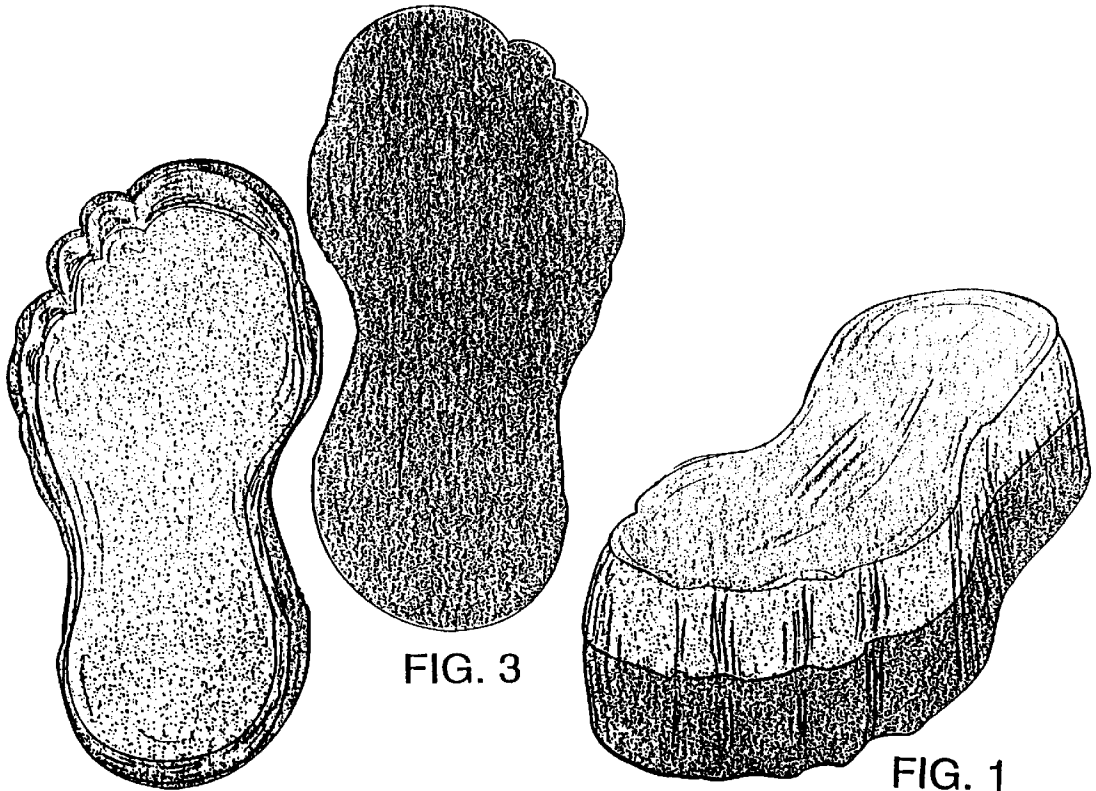


FIG. 2

FIG. 3

FIG. 1

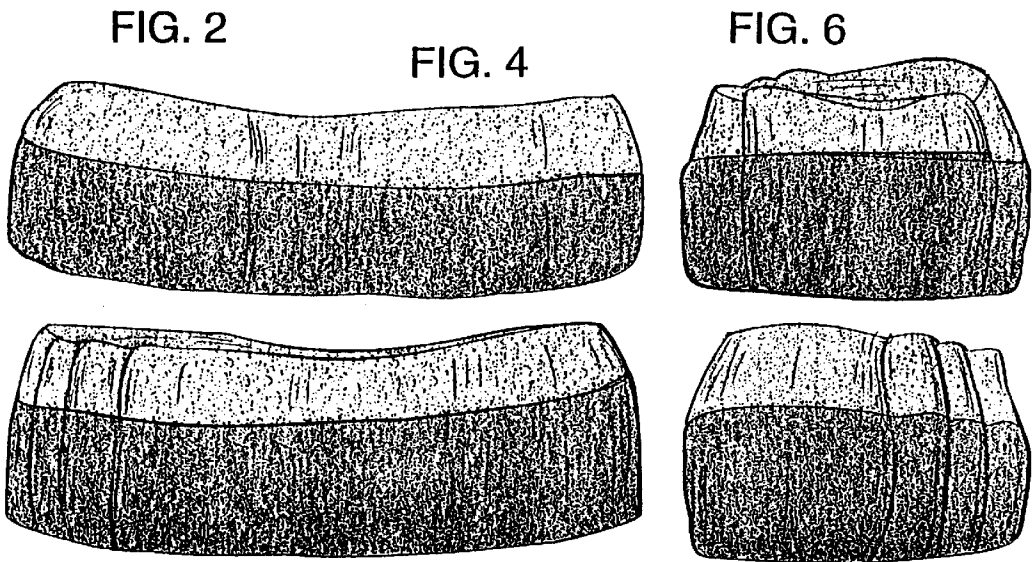


FIG. 4

FIG. 6

FIG. 5

FIG. 7