



US00D495578S1

(12) **United States Design Patent**
Sampson et al.

(10) **Patent No.:** **US D495,578 S**

(45) **Date of Patent:** **** Sep. 7, 2004**

(54) **FLUSH MOUNT ENTRY KEY PAD**

(75) Inventors: **Brad Sampson**, Methuen, MA (US);
Christopher Hentschel, Kingston, MA (US)

(73) Assignee: **International Electronics, Inc.**, Canton, MA (US)

(**) Term: **14 Years**

(21) Appl. No.: **29/191,046**

(22) Filed: **Sep. 30, 2003**

(51) **LOC (7) Cl.** **08-07**

(52) **U.S. Cl.** **D8/330; D8/343**

(58) **Field of Search** D8/330, 331, 343, D8/347; 70/14, 20, 57, 277, 278.1, 278.4, 51, 52, 443, 278.7, 213, 214, 266, 286

(56) **References Cited**

U.S. PATENT DOCUMENTS

- 3,187,528 A * 6/1965 Check 70/299
- D353,530 S * 12/1994 Gartner D8/330
- 5,475,996 A * 12/1995 Chen 70/279.1
- D365,976 S * 1/1996 Chiu D8/330
- D366,822 S * 2/1996 Brooks et al. D8/330
- 5,517,836 A * 5/1996 Hong 70/30

- 5,841,361 A * 11/1998 Hoffman 340/5.54
- D438,447 S * 3/2001 Gartner D8/331
- 6,272,562 B1 * 8/2001 Scott et al. 710/16
- D450,559 S * 11/2001 Yu D8/331
- D452,807 S * 1/2002 Gartner D8/330
- D461,111 S * 8/2002 Gartner D8/301
- D479,682 S * 9/2003 Frolov et al. D8/331

* cited by examiner

Primary Examiner—Prabhakar Deshmukh

(74) *Attorney, Agent, or Firm*—Steven N. Fox, Esq.


(57) **CLAIM**

The ornamental design for a “flush mount entry key pad,” as shown and described.

DESCRIPTION

FIG. 1 is a perspective view of the present invention; FIG. 2 is a front elevational view of the present invention; FIG. 3 is a side elevation view of one side of the present invention, the opposite side showing the same design; FIG. 4 is a top plan view of the present invention; FIG. 5 is a bottom plan view of the present invention; and, FIG. 6 is a rear elevation view of the present invention. The broken lines are shown for environmental purposes only and do not form part of the claimed design.

1 Claim, 2 Drawing Sheets



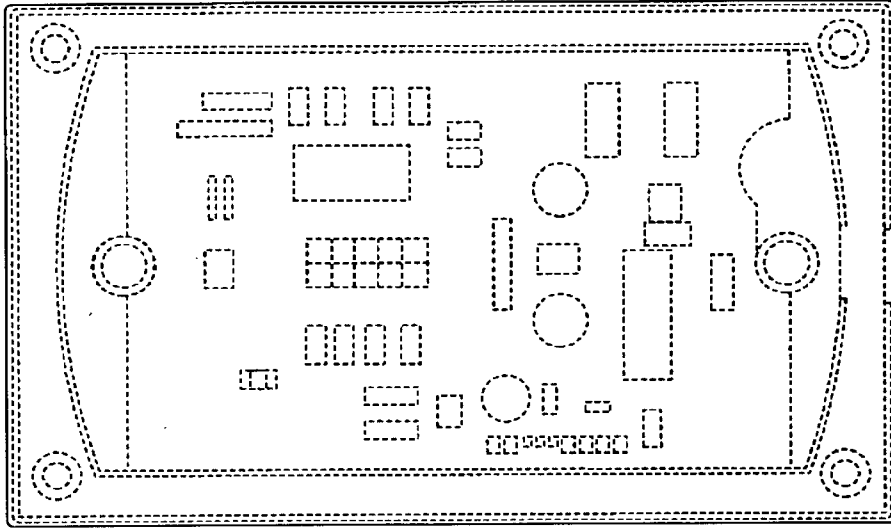


FIG. 6

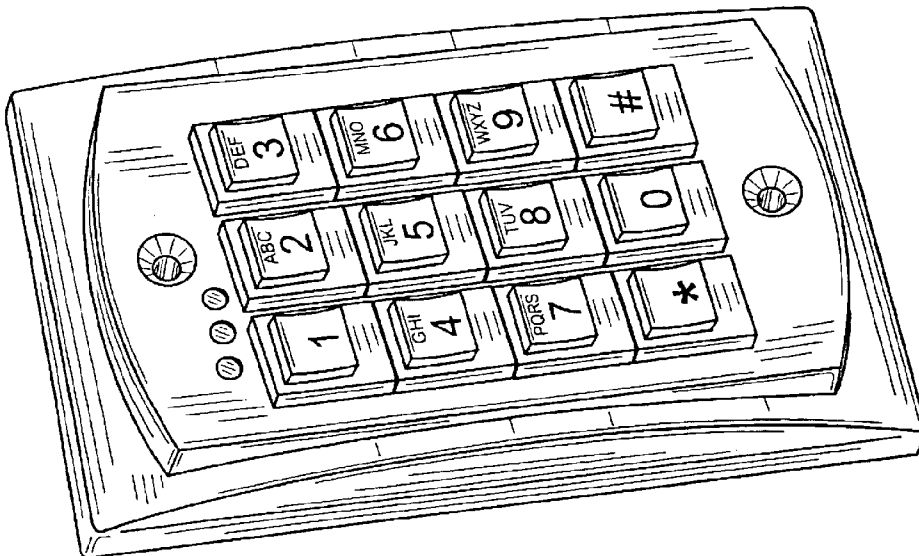


FIG. 1

FIG. 4


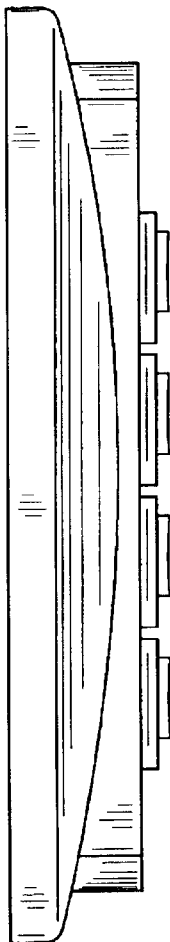
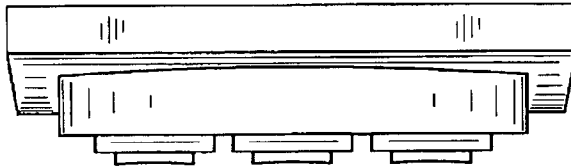


FIG. 2

FIG. 3

FIG. 5

