



US00D621725S

(12) **United States Design Patent**
Wu

(10) **Patent No.:** **US D621,725 S**

(45) **Date of Patent:** **** Aug. 17, 2010**

(54) **PORTION OF A CLOCK**

(75) Inventor: **Wen Chen Wu**, Port Washington, NY (US)

(73) Assignee: **Kirch Industrial Co (USA) Ltd.**, Farmingdale, NY (US)

(**) Term: **14 Years**

(21) Appl. No.: **29/357,289**

(22) Filed: **Mar. 10, 2010**

(51) **LOC (9) Cl.** **10-01**

(52) **U.S. Cl.** **D10/20**

(58) **Field of Classification Search** D10/1-39;
368/276, 285, 316, 317

See application file for complete search history.

(56) **References Cited**

U.S. PATENT DOCUMENTS

3,262,258	A	*	7/1966	Poynter	368/80
D242,990	S	*	1/1977	Jorgenson	D10/20
D319,396	S	*	8/1991	Mayuzumi	D10/24
D336,859	S	*	6/1993	Muller	D10/30
D362,190	S	*	9/1995	Neuse	D10/22
D362,629	S	*	9/1995	Muller	D10/30

OTHER PUBLICATIONS

Image of clock printed from the internet on Apr. 7, 2010. <www.wallclockstudio.com>.*
Image of Salvador Dali's 1954 painting "Melting Clock at First Moment of Explosion", image printed from the internet Apr. 7, 2010. <www.prints.com>.*

History of Modern Art, Arnason, Prentice Hall Publishers 1978, p. 367, reproduced image of Salvador Dali's 1931 painting "Persistence of Memory".*

* cited by examiner

Primary Examiner—Lucy Lieberman

(57) **CLAIM**

The ornamental design for a portion of a clock, as shown and described.

DESCRIPTION

FIG. 1 is a perspective view of the design according to the present invention;

FIG. 2 is a front elevation view of the design according to the present invention;

FIG. 3 is left side elevation view of the design according to the present invention;

FIG. 4 is a right side elevation view of the design according to the present invention;

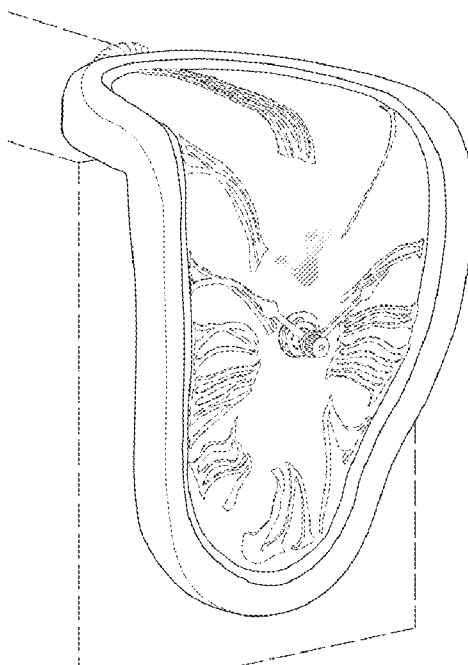
FIG. 5 is a rear elevation view of the design according to the present invention;

FIG. 6 is a top plan view of the design according to the present invention; and,

FIG. 7 is a bottom plan view of the design according to the present invention.

The broken lines in the drawings are environmental and form no part of the claimed design.

1 Claim, 3 Drawing Sheets



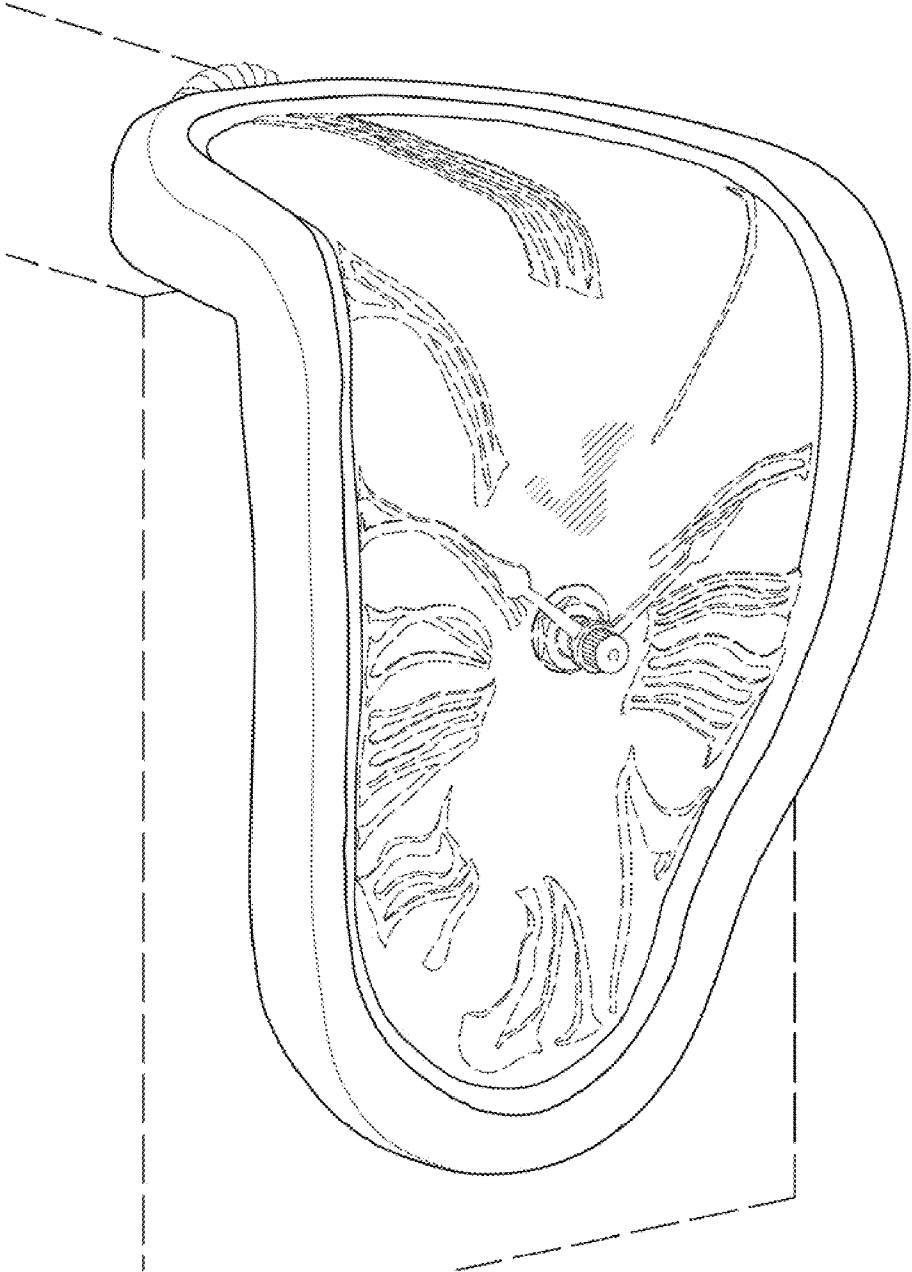


Fig. 1

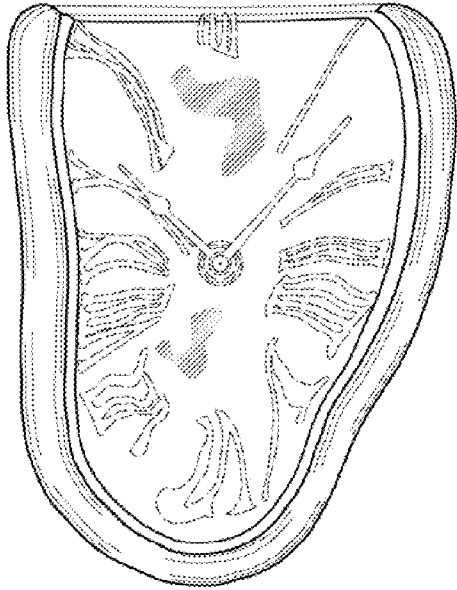


Fig. 2

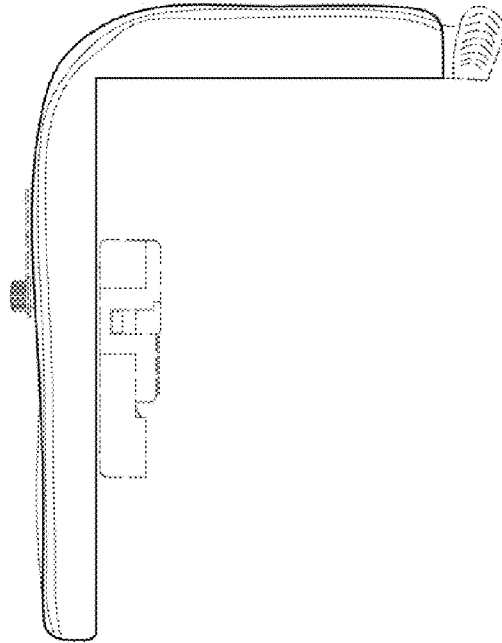


Fig. 4

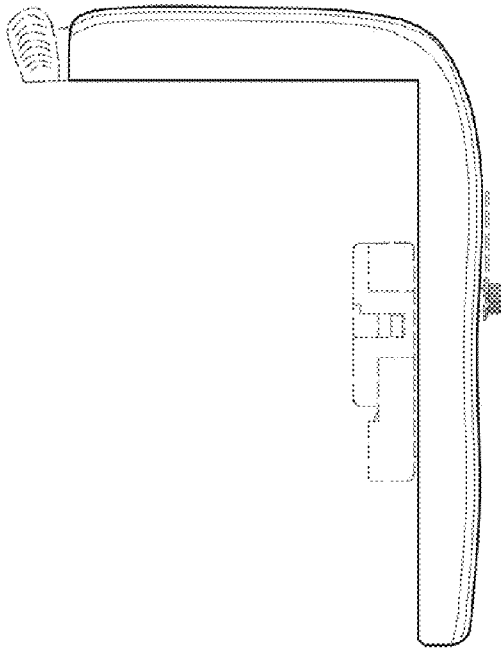


Fig. 3

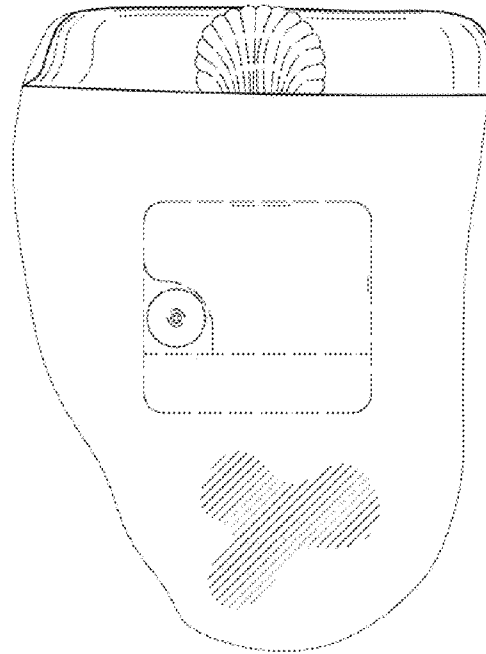


Fig. 5

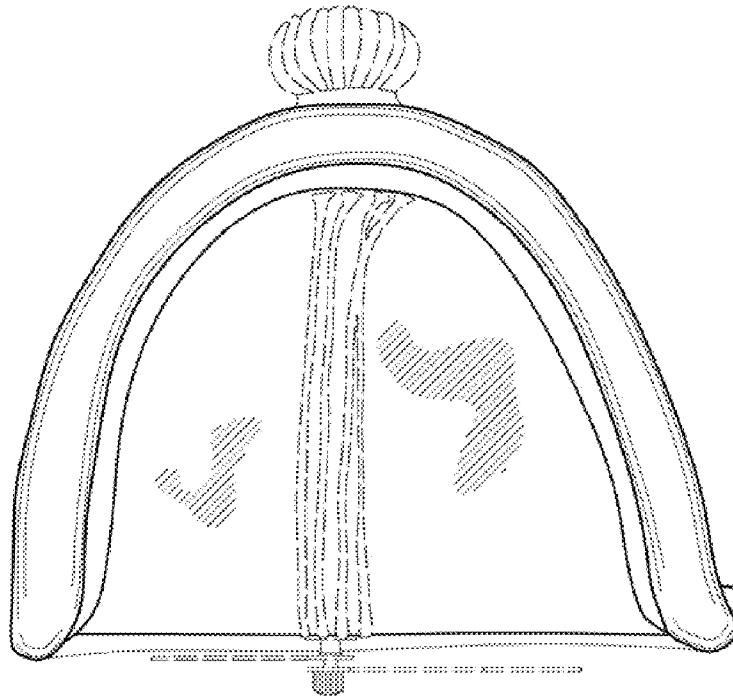


Fig. 6

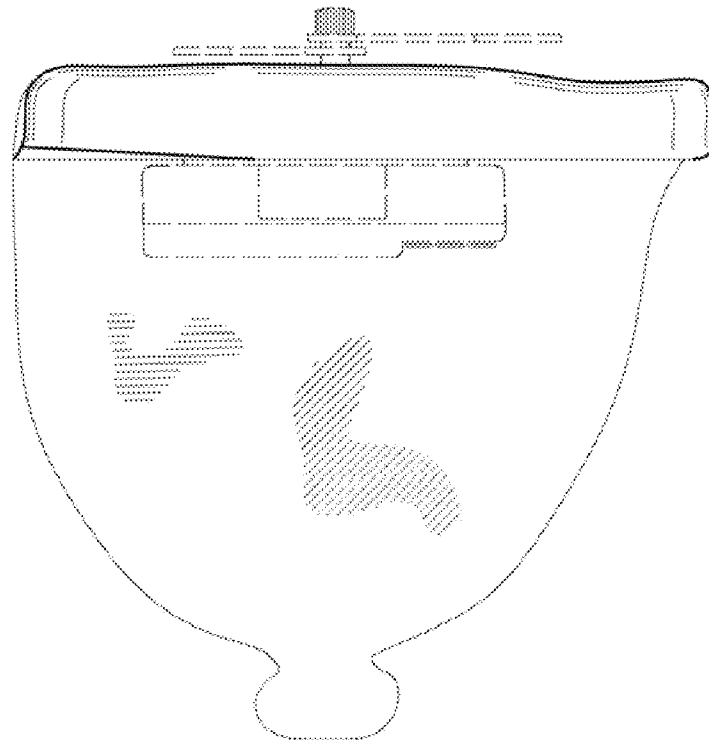


Fig. 7