



US00D624460S

(12) **United States Design Patent**  
**Hsu**

(10) **Patent No.:** **US D624,460 S**

(45) **Date of Patent:** **\*\* Sep. 28, 2010**

(54) **PORTION OF A CLAMPING PLATE**

(74) *Attorney, Agent, or Firm*—Steven N. Fox, Esq.

(75) Inventor: **David Hsu**, Norco, CA (US)

(57) **CLAIM**

(73) Assignee: **Group-A Autosports, Inc.**, Norco, CA (US)

The ornamental design for a portion of a clamping plate, as shown and described.

(\*\*) Term: **14 Years**

**DESCRIPTION**

(21) Appl. No.: **29/323,438**

FIG. 1 is perspective view of the design according to the present invention;

(22) Filed: **Aug. 26, 2008**

FIG. 2 is perspective view of the design according to the present invention;

(51) **LOC (9) Cl.** ..... **12-16**

FIG. 3 is a top plan view of the design according to the present invention;

(52) **U.S. Cl.** ..... **D12/159**

FIG. 4 is a front elevation view of the design according to the present invention;

(58) **Field of Classification Search** ..... D12/159;  
280/124.155, 124.147, 124.145, 124.146,  
280/86.752, 11.225; 188/281, 298, 297,  
188/315, 316, 274, 286; 267/195, 136, 64.15,  
267/217; 464/173; D21/118, 400, 161, 159,  
D21/160; 293/134; 403/122

FIG. 5 is a rear elevation view of the design according to the present invention;

See application file for complete search history.

FIG. 6 is a left side elevation view of the design according to the present invention;

(56) **References Cited**

FIG. 7 is a right side elevation view of the design according to the present invention; and,

**U.S. PATENT DOCUMENTS**

FIG. 8 is a bottom plan view of the design according to the present invention.

7,549,656 B2 \* 6/2009 Bier ..... 280/93.511

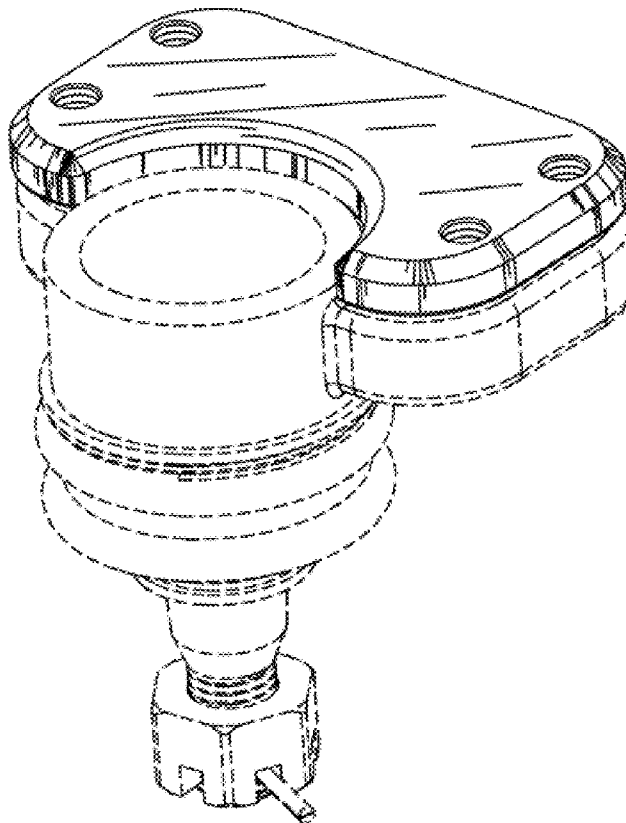
\* cited by examiner

The broken lines in the drawings are environmental and form no part of the claimed design.

*Primary Examiner*—T. Chase Nelson

*Assistant Examiner*—Michael A Pratt

**1 Claim, 1 Drawing Sheet**



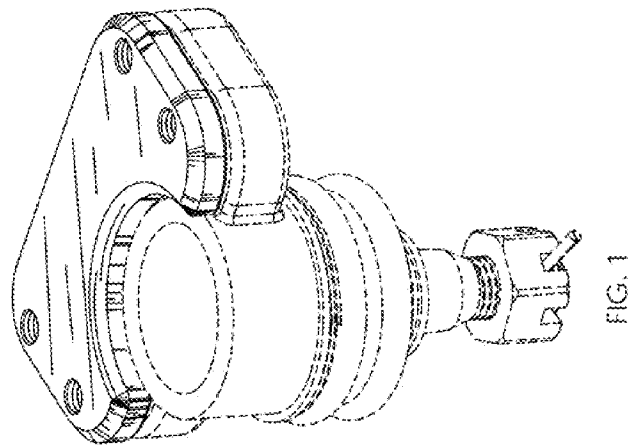


FIG. 1




FIG. 7



FIG. 5

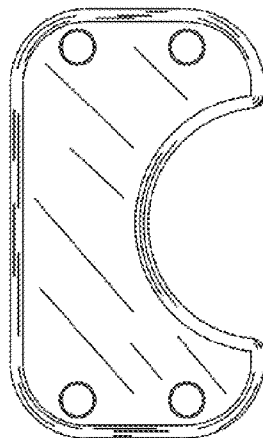


FIG. 3



FIG. 4




FIG. 8

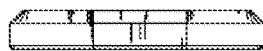


FIG. 6

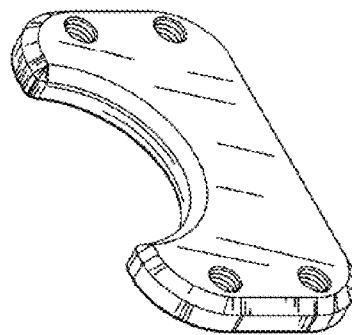


FIG. 2