



US00D651947S

(12) **United States Design Patent**
Hsu

(10) **Patent No.:** **US D651,947 S**

(45) **Date of Patent:** **** Jan. 10, 2012**

(54) **LOWER ARM BAR**

(75) Inventor: **David Hsu**, Norco, CA (US)

(73) Assignee: **Group-A Autosports, Inc.**, Norco, CA (US)

(**) Term: **14 Years**

(21) Appl. No.: **29/401,941**

(22) Filed: **Sep. 18, 2011**

(51) **LOC (9) Cl.** **12-16**

(52) **U.S. Cl.** **D12/159**

(58) **Field of Classification Search** D12/400,
D12/340, 161, 159, 120, 118, 114; 280/11.225,
280/86.752; 188/315, 316, 298, 274, 281,
188/286, 297; 293/134; 267/195; 279/2.01,
279/2.17; 248/637-681

See application file for complete search history.

(56) **References Cited**

U.S. PATENT DOCUMENTS

1,479,182	A	*	1/1924	Jeschke	280/491.5
1,535,397	A	*	4/1925	Buffington	280/493
1,995,313	A	*	3/1935	Leake	29/897.1
3,281,162	A	*	10/1966	Carson	280/479.3

D250,465	S	*	12/1978	Morrison	D12/159
4,374,593	A	*	2/1983	Smith et al.	280/491.5
D395,628	S	*	6/1998	Rougier	D12/159
D496,610	S	*	9/2004	Belair	D12/160
2006/0017256	A1	*	1/2006	Hupperich	280/124.156

* cited by examiner

Primary Examiner — Michael Pratt

(74) *Attorney, Agent, or Firm* — Steven N. Fox, Esq.

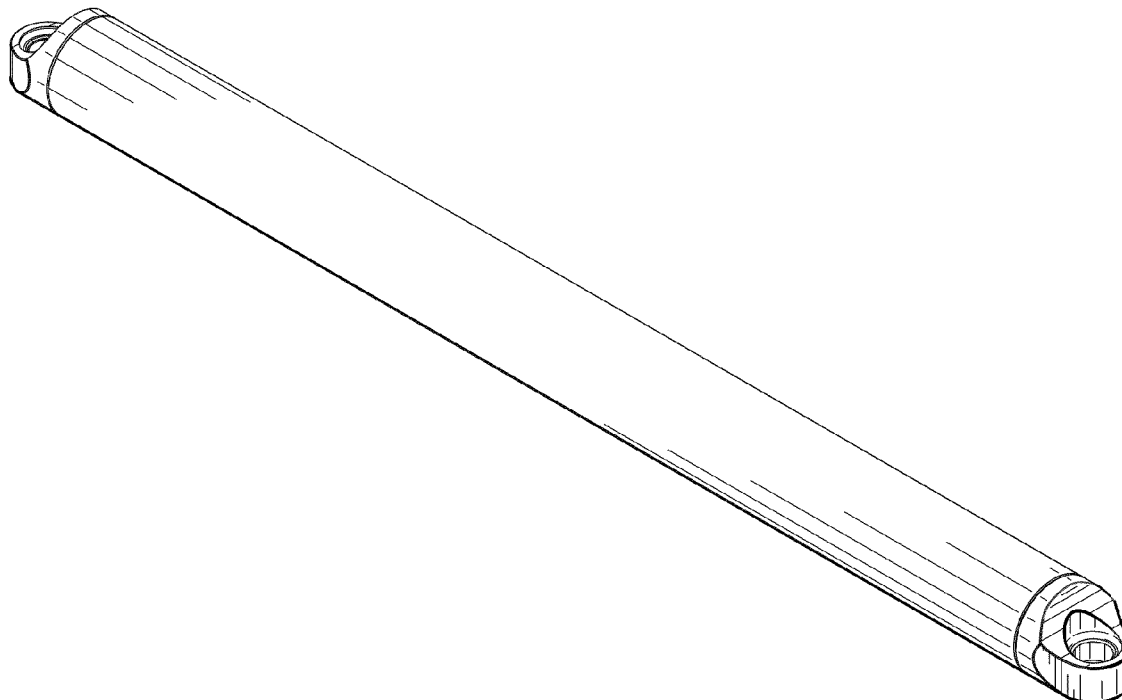
(57) **CLAIM**

The ornamental design for a lower arm bar, as shown and described.

DESCRIPTION

FIG. 1 is perspective views of a lower arm bar according to the present invention;
 FIG. 2 is a perspective view of a lower arm bar according to the present invention;
 FIG. 3 is a left side elevation view thereof, the right side elevation view being a mirror image thereof;
 FIG. 4 is a front elevation view thereof, the rear elevation view being a mirror image thereof
 FIG. 5 is a top plan view thereof; and,
 FIG. 6 is a bottom plan view thereof.

1 Claim, 2 Drawing Sheets



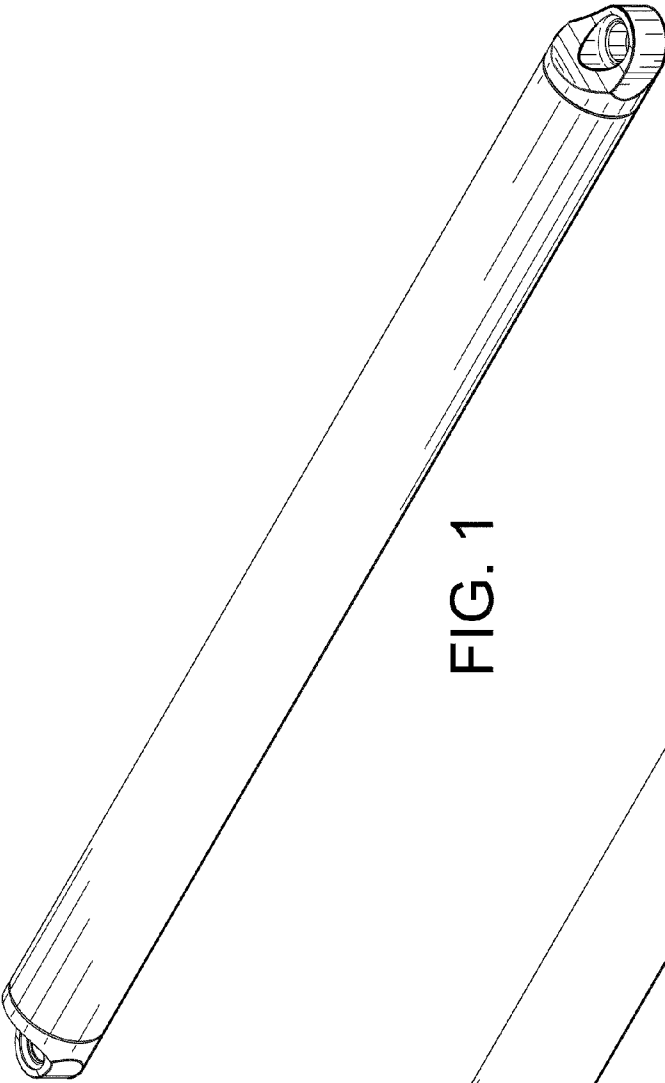


FIG. 1

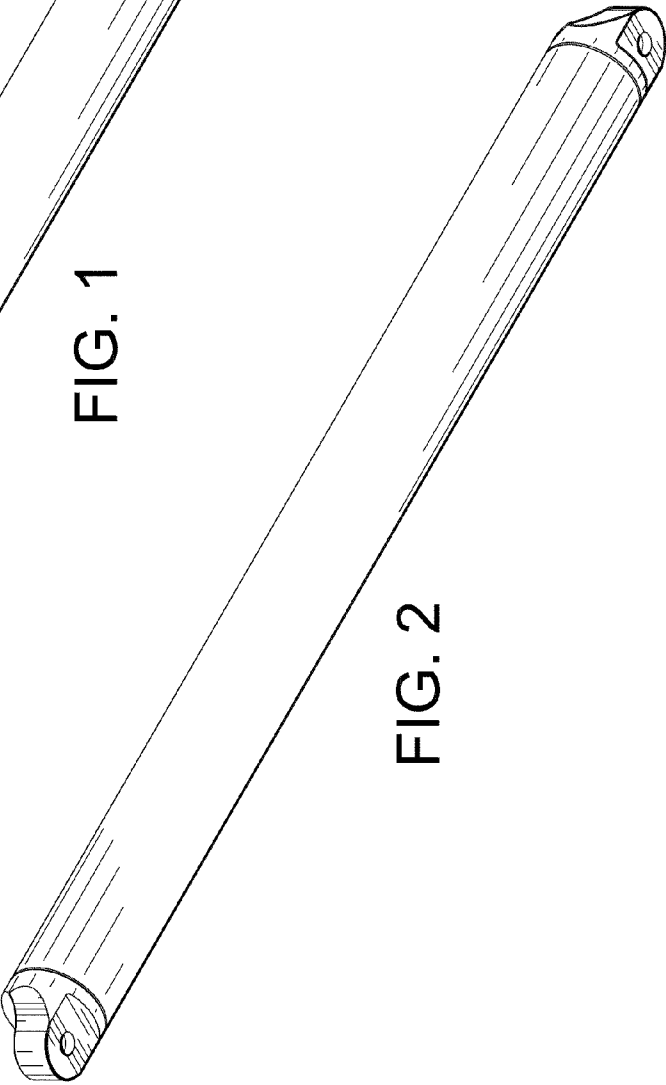


FIG. 2



FIG. 3

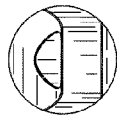


FIG. 4



FIG. 5




FIG. 6